

MAVEN INCOME AND GROWTH VCT 3 PLC

MAVEN

Fund Factsheet

March 2026

INVESTMENT OBJECTIVE

To achieve long-term capital appreciation and generate income for Shareholders.

INVESTMENT POLICY

Investing in a diversified portfolio of private and AIM quoted companies that meet the VCT qualifying criteria and have strong growth potential. The VCT also has an active treasury management policy, with the objective of generating income from cash held prior to deployment in qualifying companies, including investment in permitted non-qualifying holdings in money market funds, investment trusts and OEICs.

KEY DATA / 30 NOVEMBER 2025

Type	Generalist
Launched	September 2001 ¹
Shares in issue	137,260,216
Year end	30 November
No. of holdings	89 (private & AIM quoted)
Dividend target	6% of NAV per share ²
Buy-back policy	5% discount to NAV per share ³
Dividend Investment Scheme	Yes
Webpage	mavencp.com/migvct3

FINANCIAL HIGHLIGHTS / 30 NOVEMBER 2025

£65.82m

Net asset value (NAV)

47.95p

NAV per Ordinary Share

152.82p

NAV total return per Ordinary Share

0.60p

Proposed final dividend per Ordinary Share (May 2026)

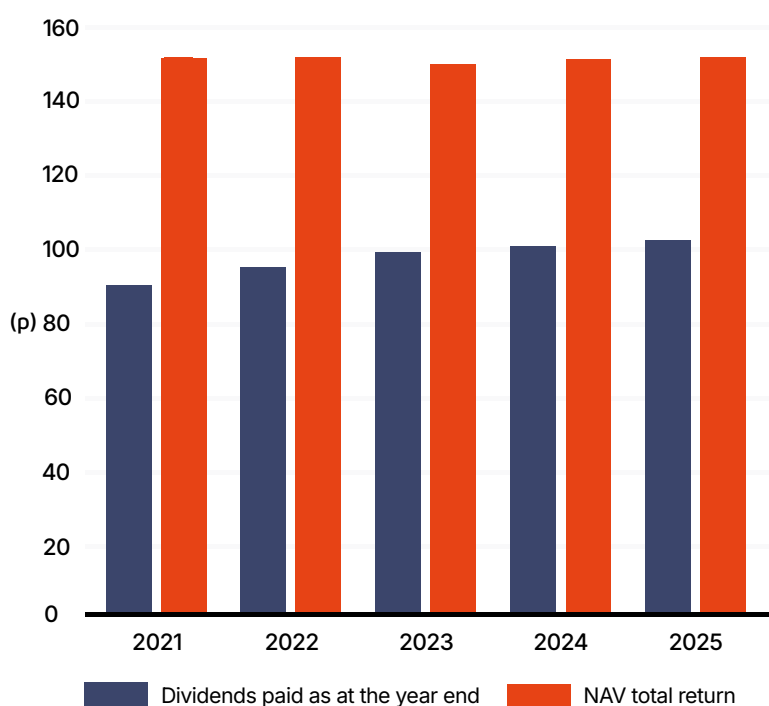
104.87p

Dividends paid to date per Ordinary Share

7.02%⁴

Annual yield

NAV TOTAL RETURN PERFORMANCE* / 30 NOVEMBER 2025



*NAV per share plus dividends paid to date at the end of November each year. Dividends that have been declared but not yet paid are included in the NAV at the date shown.

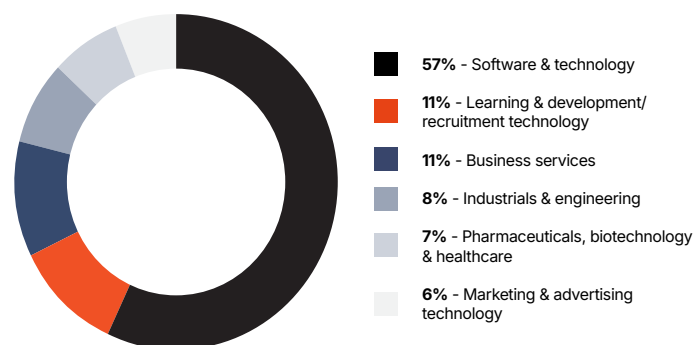
DIVIDENDS FOR PAST FIVE FULL FINANCIAL YEARS⁵

Year Ended	Payment Date	Interim/Final	Rate (p)
2025	May 2026	Proposed Final	0.60
	January 2026	2nd Interim	1.00
	August 2025	Interim	2.00
2024	May 2025	Final	2.15
	September 2024	Interim	1.00
2023	May 2024	Final	2.15
	August 2023	Interim	0.50
2022	April 2023	Final	1.90
	August 2022	Interim	1.25
2021	April 2022	Final	1.50
	March 2022	2nd Interim	2.00
	September 2021	Interim	1.25

IMPORTANT: This factsheet contains only summary information. It is updated when the VCT's private equity portfolio is revalued, which is normally six-monthly. For full information, including relevant risk factors, consult the Annual and Interim Reports contained on the VCT's webpage, and any relevant Prospectus document for a VCT Offer. Past performance is not a guide to, or forecast of, future performance.

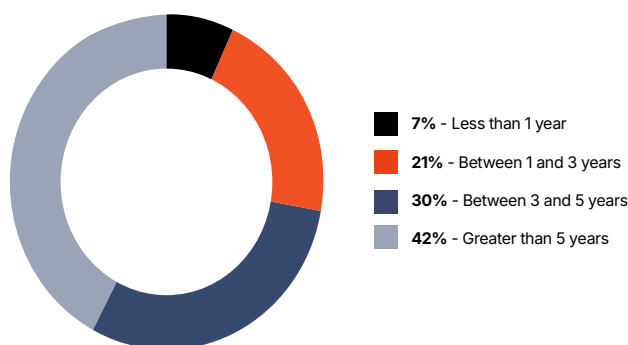
INVESTMENT PORTFOLIO / 30 NOVEMBER 2025

SECTOR ANALYSIS (BY VALUE)⁶



Software & technology is widely diversified by end market, including automotive, cyber security, data analytics, fintech and regtech businesses.

AGE PROFILE OF INVESTMENTS (BY VALUE)⁶



The chart shows the proportion of the private company and AIM portfolio (by value) in each age band, where the age of investments is determined by the date at which the VCT first invested.

TOP TEN HOLDINGS BY VALUE / 30 NOVEMBER 2025

Company	% of total assets
Summize	4.0
Bright Network	3.0
Bud Systems	2.8
Secaro	2.8
Rockar	2.7
RiskSmart	2.1
Sensoteq	2.1
Blackdot Solutions	1.9
CYSIAM	1.8
HCS Control Systems	1.7

ONGOING COSTS* / 30 NOVEMBER 2025

Investment management fee	2.5% pa
Secretarial/administration fee	£133,000 pa
Performance incentive fee	15% of increase in the total return
Cap on annual costs	3.5% of NAV

*These fees are paid by the VCT to Maven, and not directly by individual Shareholders, so their impact is reflected in the NAV Total Return performance. This is a summary only, further detail is in the VCT's Annual Report, including how performance fees are calculated and the annual increases applied to the administration fee.

PORTFOLIO COMMENTARY⁷ / 30 NOVEMBER 2025

Despite a mixed economic backdrop, the VCT has seen a year of further positive progress which reflects the strength of the underlying private equity portfolio where many businesses have displayed continued resilience. Many of the earlier stage companies in the portfolio are achieving scale and establishing strong positions in their respective markets, with valuations of some companies having been uplifted in recognition of their revenue growth and commercial progress, and which should help to drive additional value creation. Further profitable exits have been achieved, generating significant cash proceeds to support the payment of two interim dividends and a proposed final dividend, and there continues to be a good level of M&A interest in dynamic companies in the unlisted portfolio.

Maven's regionally based investment team has also continued to see a healthy pipeline of VCT qualifying opportunities across the UK, which has resulted in a good level of investment activity. Maven retains a selective approach to new investment, focusing on identifying businesses that have established commercial traction in an emerging or disruptive market, are capable of achieving scale in the medium term, and are led by management teams with a proven track record.

CORPORATE AND CONTACT INFORMATION

Manager and Company Secretary:
Maven Capital Partners UK LLP / [0141 306 7400](tel:01413067400) / enquiries@mavencp.com
(Authorised and regulated by the FCA)

Registrars:
The City Partnership (UK) Limited / [01484 240910](tel:01484240910) / mavencp@city.uk.com

Stockbroker to the VCT⁸:
Shore Capital Stockbrokers Limited / [020 7647 8132](tel:02076478132)

TIDM: MIG3

ISIN: GB0031153769

Company Number: 04283350

1) As Aberdeen Growth Opportunities VCT PLC. 2) To pay, as a guide, an annual dividend that represents 6% of the NAV per share at the preceding year end. 3) The VCT aims to buy back shares at a price that is approximately 5% below (at a discount to) NAV per share, subject to market conditions, availability liquidity and the maintenance of the Company's VCT qualifying status. 4) Yield calculated using dividends paid for most recent full financial year, and NAV per Share at previous year end. 5) Dividends paid in respect of past five full financial years. Dividends are not guaranteed. 6) Excludes cash balances and liquidity management holdings. 7) Extracted and summarised from the Investment Manager's Review published in the Annual Report for the period ended 30 November 2025 (available on the VCT's webpage). 8) Neither the VCT nor Maven can buy back shares directly from Shareholders. To enquire about selling shares or a potential share buy back, the investor or their broker should contact Shore Capital. Source: Maven Capital Partners, 26 March 2026.