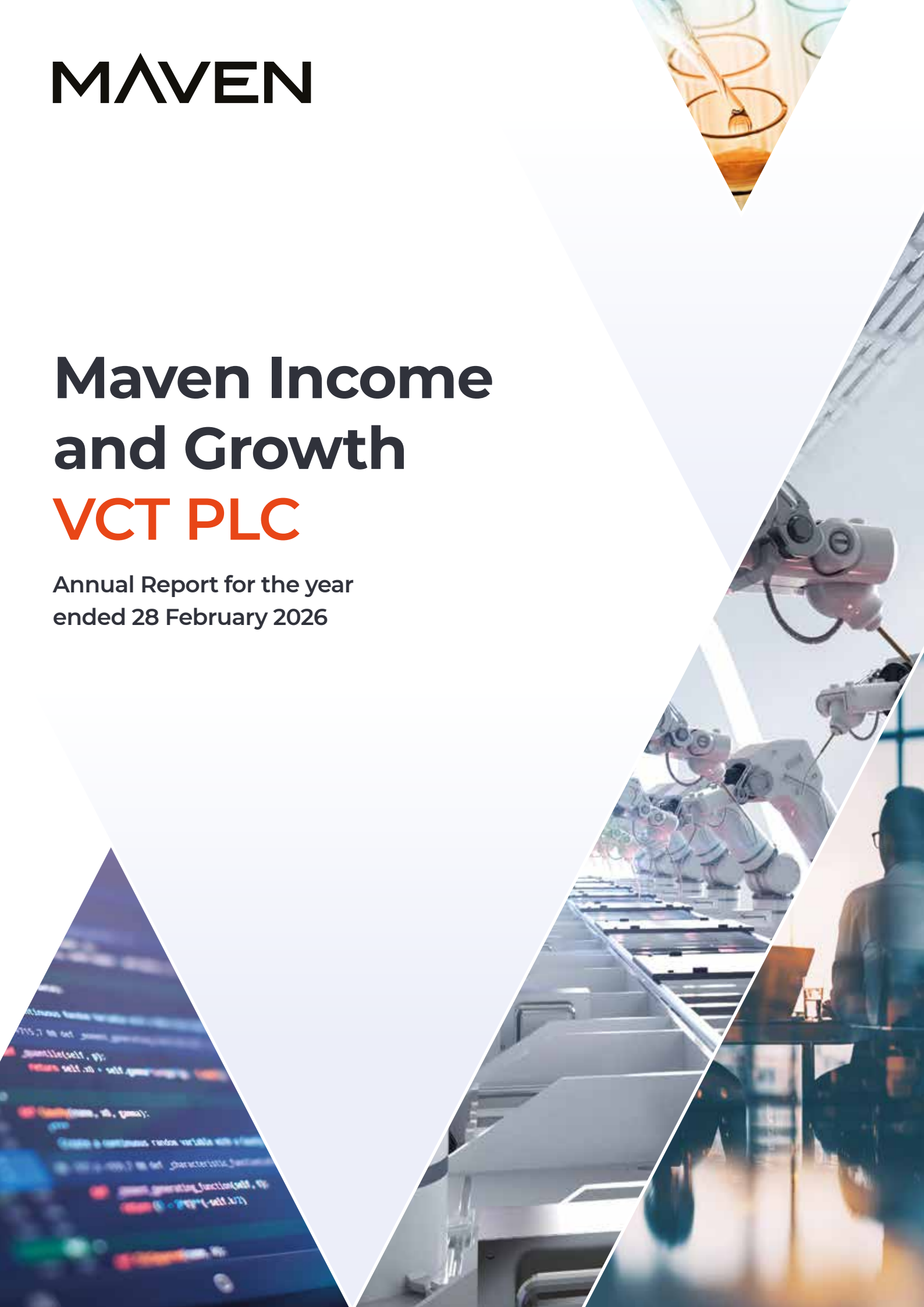


# MAVEN

## Maven Income and Growth VCT PLC

Annual Report for the year  
ended 28 February 2026



# CORPORATE SUMMARY

## The Company

Maven Income and Growth VCT PLC (the Company) is a public company limited by shares. It was incorporated in England and Wales on 12 January 2000 with company registration number 03908220. Its registered office is at 6th Floor, Saddlers House, 44 Gutter Lane, London EC2V 6BR.

The Company is a Venture Capital Trust (VCT) and its shares are listed on the Official List and traded on the Main Market of the London Stock Exchange.

## Investment Objective

The Company aims to achieve long-term capital appreciation and generate income for Shareholders.

## Continuation Date

The Articles of Association (the Articles) require the Directors to put a proposal for the continuation of the Company, in its then form, to Shareholders at the Company's Annual General Meeting (AGM) to be held in 2031 or, if later, at the AGM following the fifth anniversary of the latest allotment of new shares.

## Share Dealing

Shares in the Company can be purchased and sold in the market through a stockbroker. For qualifying investors buying shares on the open market:

- dividends are free of income tax;
- no capital gains tax is payable on a disposal of shares;
- there is no minimum holding period;
- the value of shares, and income from them, can fall as well as rise;
- tax regulations and rates of tax may be subject to change;
- VCTs tend to be invested in smaller, unlisted companies with a higher risk profile; and
- the market for VCT shares can be illiquid, so there may not be available buyers and the shares may be valued at a discount to NAV per share.

The Stockbroker to the Company is Shore Capital Stockbrokers Limited (020 7647 8132).

## Recommendation of Non-mainstream Investment Products

The Company currently conducts its affairs so that the shares issued by it can be recommended by authorised financial advisers to ordinary retail investors in accordance with the rules of the Financial Conduct Authority (FCA) in relation to non-mainstream investment products, and intends to continue to do so for the foreseeable future.

The Company's shares are excluded from the FCA's restrictions that apply to non-mainstream investment products because they are shares in a VCT and the returns to investors are predominantly based on investments in private companies or publicly quoted securities.

## Unsolicited Offers for Shares (Boiler Room Scams)

Shareholders in a number of UK registered companies have received unsolicited calls from organisations, usually based overseas or using false UK addresses or phone lines routed abroad, offering to buy shares at prices much higher than their current market values or to sell non-tradeable, overpriced, high-risk or even non-existent securities.

Whilst the callers may sound credible and professional, Shareholders should be aware that their intentions are often fraudulent and high-pressure sales techniques may be applied, often involving a request for an indemnity or a payment to be provided in advance.

If you receive such a call, you should exercise caution and, based on advice from the FCA, the following precautions are suggested:

- obtain the name of the individual or organisation calling;
- check the FCA register to confirm if the caller is authorised;
- call back using the details on the FCA register to verify the caller's identity;
- discontinue the call if you are in any doubt about the intentions of the caller, or if calls persist; and
- report any individual or organisation that makes unsolicited calls with an offer to buy or sell shares to the FCA and the City of London Police.

## Useful Contact Details:

Action Fraud

Telephone: 0300 123 2040

Website: [actionfraud.police.uk](http://actionfraud.police.uk)

FCA

Telephone: 0800 111 6768 (freephone)

Website: [fca.org.uk/scamsmart](http://fca.org.uk/scamsmart)

## IN THIS REPORT

# 01

### STRATEGIC REPORT

- 02 / Corporate Summary
- 04 / Financial Highlights
- 07 / Your Board
- 09 / Chairman's Statement
- 15 / Business Report
- 23 / Portfolio Analysis
- 24 / Investment Manager's Review
- 34 / Largest Investments by Valuation
- 40 / Investment Portfolio Summary

# 02

### GOVERNANCE REPORT

- 44 / Directors' Report
- 50 / Directors' Remuneration Report
- 54 / Statement of Corporate Governance
- 60 / Statement of Directors' Responsibilities
- 61 / Report of the Audit and Risk Committees
- 65 / Independent Auditor's Report to the Members of Maven Income and Growth VCT PLC

# 03

### FINANCIAL STATEMENTS

- 72 / Income Statement
- 73 / Statement of Changes in Equity
- 74 / Balance Sheet
- 75 / Cash Flow Statement
- 76 / Notes to the Financial Statements

# 04

### ANNUAL GENERAL MEETING & ADDITIONAL INFORMATION

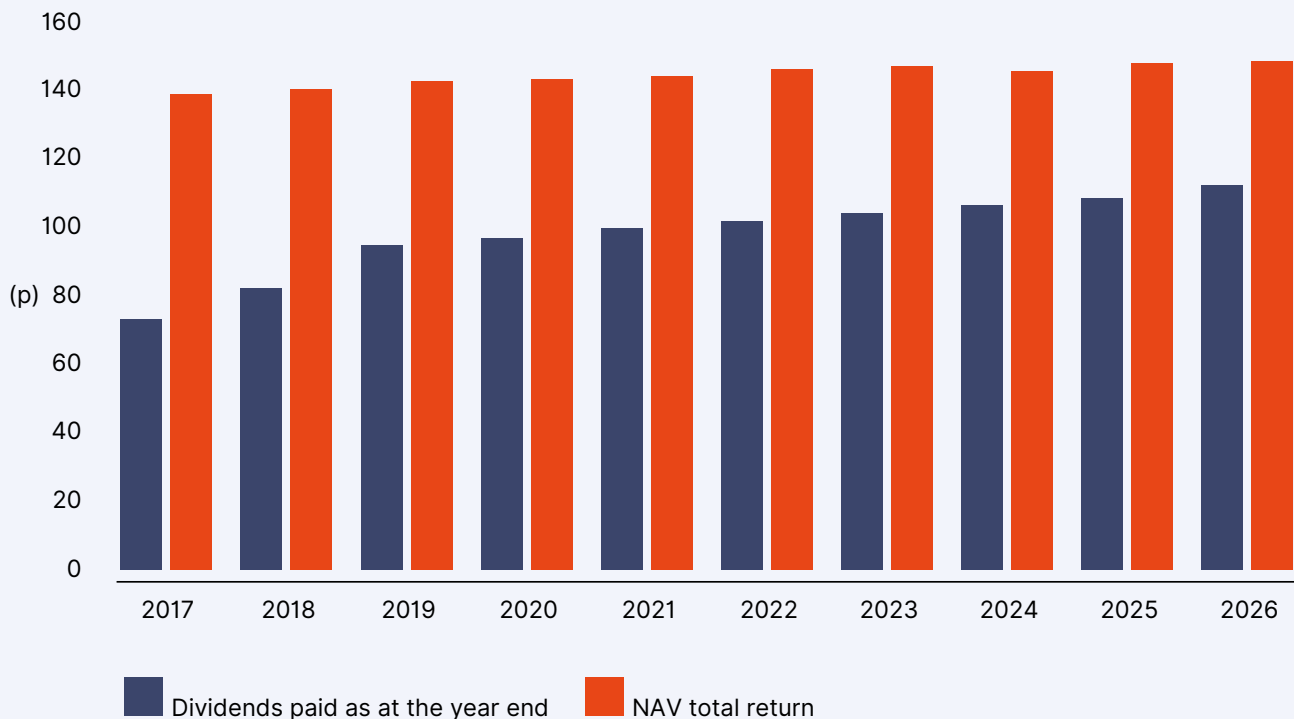
- 94 / Notice of Annual General Meeting
- 100 / Explanatory Notes to the Notice of Annual General Meeting
- 102 / Glossary
- 105 / Your Notes
- 107 / Contact Information

# FINANCIAL HIGHLIGHTS

AS AT 28 FEBRUARY 2026

<p><b>£68.15m</b></p> <p>Net asset value (NAV)</p>	<p><b>36.18p</b></p> <p>NAV per Ordinary Share</p>	<p><b>148.64p</b></p> <p>NAV total return<sup>1*</sup> per Ordinary Share</p>
<p><b>0.60p</b></p> <p>Third interim dividend per Ordinary Share</p>	<p><b>112.46p</b></p> <p>Dividends paid* per Ordinary Share</p>	<p><b>7.87%</b></p> <p>Annual yield<sup>2*</sup></p>

## NAV Total Return Performance<sup>1\*</sup>



The above chart shows the NAV total return per Ordinary Share and dividends paid as at 28/29 February in each year. Dividends that have been declared but not yet paid are included in the NAV at the balance sheet date. The policy for valuing investments is disclosed in Note 1(e) to the Financial Statements on page 77 of this Annual Report.

## FINANCIAL HISTORY

	28 February 2026	28 February 2025	29 February 2024
NAV	£68,150,000	£65,680,000	£61,023,000
NAV per Ordinary Share	36.18p	39.37p	39.45p
Dividends paid or proposed per Ordinary Share for the year	3.10p	2.40p	2.15p
Dividends paid per Ordinary Share*	112.46p	108.71p	106.41p
<b>NAV total return per Ordinary Share<sup>1*</sup></b>	<b>148.64p</b>	<b>148.08p</b>	<b>145.86p</b>
Share price <sup>3</sup>	34.40p	38.00p	38.00p
Discount to NAV*	4.92%	3.48%	3.68%
Annual yield <sup>2*</sup>	7.87%	6.08%	5.00%
Ongoing charges ratio (OCR)*	2.71%	2.57%	2.77%
Ordinary Shares in issue	188,387,456	166,841,748	154,684,497

## DIVIDENDS

Year ended 28/29 February	Payment date	Interim/final	Payment (p)	Annual payment (p)	Annual yield (%) <sup>2*</sup>
2001 - 2021			100.91		
2022	3 December 2021	Interim	1.00		
	15 July 2022	Final	1.25	2.25	5.07
2023	2 December 2022	Interim	1.10		
	14 July 2023	Final	1.15	2.25	5.07
2024	1 December 2023	Interim	1.00		
	19 July 2024	Final	1.15	2.15	5.00
2025	29 November 2024	Interim	1.15		
	18 July 2025	Final	1.25	2.40	6.08
2026	29 August 2025	Interim	1.50		
	16 January 2026	Second interim	1.00		
<b>Total dividends paid as at the year end</b>			<b>112.46</b>		
2026	26 June 2026	Third interim	0.60	3.10	7.87
<b>Total dividends paid or declared since inception</b>			<b>113.06</b>		

<sup>1</sup> Sum of current NAV per Ordinary Share and dividends paid per Ordinary Share as at the year end (excluding initial tax relief).

<sup>2</sup> In line with the dividend policy outlined on page 11 of this Annual Report, this is based on the dividends paid or proposed per Ordinary Share for the financial year, expressed as percentage of the NAV per Ordinary Share at the immediately preceding year end.

<sup>3</sup> Closing mid-market price at the year end (Source: IRESS).

\* Definitions of these Alternative Performance Measures (APMs) can be found in the Glossary on pages 102 to 104 of this Annual Report. The principal Key Performance Indicators (KPIs) are highlighted in the Business Report on pages 18 and 19.

## SUMMARY OF INVESTMENT CHANGES

### FOR THE YEAR ENDED 28 FEBRUARY 2026

	Valuation 28 February 2025 Restated*		Net investment/ (disinvestment) £'000	Appreciation/ (depreciation) £'000	Valuation 28 February 2026	
	£'000	%			£'000	%
<b>Unlisted investments<sup>1</sup></b>						
Equities	35,509	54.1	115	1,967	37,591	55.2
Loan stock	7,651	11.6	(458)	(844)	6,349	9.3
	<b>43,160</b>	<b>65.7</b>	<b>(343)</b>	<b>1,123</b>	<b>43,940</b>	<b>64.5</b>
<b>AIM/AQSE investments<sup>2</sup></b>						
Equities	548	0.8	(184)	342	706	1.0
<b>Liquidity investments<sup>3</sup></b>						
Investment trusts	4,797	7.3	(91)	170	4,876	7.2
OEICs	2,012	3.1	-	2	2,014	3.0
<b>Total investments</b>	<b>50,517</b>	<b>76.9</b>	<b>(618)</b>	<b>1,637</b>	<b>51,536</b>	<b>75.7</b>
Cash and cash equivalents <sup>4</sup>	15,033	22.9	1,536	-	16,569	24.3
Net current assets	130	0.2	(85)	-	45	-
<b>Net assets</b>	<b>65,680</b>	<b>100.0</b>	<b>833</b>	<b>1,637</b>	<b>68,150</b>	<b>100.0</b>

\*Further details of the restatement can be found in Note 18 on page 93.

<sup>1</sup> These movements include £592,524 of transfers from Alternative Investment Market (AIM) quoted into unlisted equity holdings following the delisting of investee companies as listed in Note 8 to the Financial Statements on pages 81 and 82 of this Annual Report.

<sup>2</sup> Shares traded on the AIM, Aquis Stock Exchange (AQSE) and the Main Market of the London Stock Exchange.

<sup>3</sup> These holdings represent the treasury management portfolio, which include permitted non-qualifying holdings in investment trusts, open-ended investment companies (OEICs) and money market funds (MMFs) which, as detailed below, are included in cash and cash equivalents.

<sup>4</sup> The opening cash and cash equivalents balance of £15,033,000 is restated to now include £5,500,000 of MMFs which were previously classified within investments. Given the liquid nature of this instrument type, it has been deemed more appropriate to classify as a cash and cash equivalent.

# YOUR BOARD

**The Board of three Directors, all of whom are non-executive and considered by the Board to be independent of the Manager, supervises the management of Maven Income and Growth VCT PLC and looks after the interests of its Shareholders. The Board is responsible for setting and monitoring the Company's strategy, and the biographies set out below indicate the Directors' range of investment, commercial and professional experience. Further details are provided in the Directors' Report and in the Statement of Corporate Governance in this Annual Report.**

## John Pocock

### Chairman and Independent Non-executive Director

**Relevant experience and other directorships:** John has extensive experience in the information technology and financial sectors and was formerly a director and chief executive of Druid Group PLC, a FTSE 250 company that was acquired by Xansa PLC in March 2000. He was, until March 2026, the chairman of DiffusionData Limited (a former portfolio company) and is a former non-executive director of Electric & General Investment Trust PLC. John is a director of Synergie Global Limited, Lightsong Media Group Limited and is the chairman of Lumoza Inc.

**Length of service:** He was appointed as a Director on 1 March 2007 and as Chairman on 8 July 2010.

**Last re-elected to the Board:** 10 July 2025

**Committee membership:** Audit, Management Engagement (Chair), Nomination (Chair), Remuneration and Risk.

**Employment by the Manager:** None

**Shared directorships with other Directors:** None

**Shareholding in Company:** 128,299 Ordinary Shares.

## Alison Fielding

### Independent Non-executive Director

**Relevant experience and other directorships:** Alison is an experienced entrepreneur and non-executive director, with significant expertise in strategy development and implementation for both large and small organisations, having worked as a strategy consultant at McKinsey & Company and been COO at IP Group PLC. She was, until April 2026, a non-executive director and chair of the remuneration committee at Nanoco Group PLC, and is also a non-executive director of Thomas Swan & Co. Limited.

**Length of service:** She was appointed as a Director on 1 January 2019.

**Last re-elected to the Board:** 10 July 2025

**Committee membership:** Audit, Management Engagement, Nomination, Remuneration (Chair) and Risk.

**Employment by the Manager:** None

**Shared directorships with other Directors:** None

**Shareholding in Company:** 302,256 Ordinary Shares.

## Andrew Harrington

### Independent Non-executive Director

**Relevant experience and other directorships:** Andrew is co-owner of AHV Associates LLP, a boutique investment bank formed in 2001, and works alongside management teams and shareholders across many sectors to advise on transactions such as the purchase or sale of companies and capital raising. He was previously founder and chief executive of Nextcall Telecom, a business backed by venture and private investor capital, before which he was managing director at Salomon Brothers, where he advised on investment, initial public offerings, secondary public market offerings and M&A.

**Length of service:** He was appointed as a Director on 1 January 2019.

**Last re-elected to the Board:** 10 July 2025

**Committee membership:** Audit (Chair), Management Engagement, Nomination, Remuneration and Risk (Chair).

**Employment by the Manager:** None

**Shared directorships with other Directors:** None

**Shareholding in Company:** 260,684 Ordinary Shares.

# CHAIRMAN'S STATEMENT

## HIGHLIGHTS

NAV total return at the year end of 148.64p per Ordinary Share (2025: 148.08p)

---

NAV at the year end of 36.18p per Ordinary Share (2025: 39.37p)

---

Three profitable private company realisations completed including the partial exit from Summize

---

Interim dividends totalling 2.50p per Ordinary Share paid during the year

---

Third interim dividend of 0.60p per Ordinary Share to be paid on 26 June 2026, taking the annual yield to 7.87% (2025: 6.1%)

---

Over £4.3 million deployed in new and follow-on investments

---

Offer for Subscription launched in October 2025 closed raising £12.15 million of its increased target of £12.5 million

---

On behalf of your Board, I am pleased to present the 2026 Annual Report. Against an unstable economic backdrop, your Company has made further positive progress, and it is pleasing to report a modest increase in NAV total return over the prior year. This resilient performance largely reflects the maturing profile of the private equity portfolio, where an increasing number of private companies are delivering sustained revenue growth and achieving scale, which has resulted in the valuations of certain holdings being uplifted. It is encouraging to report that your Company has maintained a healthy rate of investment deploying over £4.3 million through new and follow-on investment, with three new private companies added to the portfolio. This has also been a good year for exits, with the completion of two profitable and cash generative private company realisations. Consistent with the objective of making regular Shareholder distributions, the majority of the cash proceeds received from these sales were distributed to Shareholders through two interim dividends during the year. In January 2026, the partial exit from legal technology business Summize also completed and provided your Company with an initial cash return alongside a retained equity stake in this ambitious and fast growing business, with a new VCT qualifying investment also completing as part of a larger funding round. The Board is highly supportive of this approach as it generates liquidity to support the dividend policy, while enabling your Company to remain invested in the strongest and most promising portfolio companies for longer to participate in future growth. Following this exit, the Directors were pleased to declare that a third interim dividend of 0.60p per Ordinary Share will be paid to Shareholders on 26 June 2026. This takes the annual dividend to 3.10p per Ordinary Share and represents an annual yield of 7.87%, which significantly exceeds the 6% target.

### Overview

In the year to 28 February 2026, the macroeconomic outlook has continued to be fragile with UK growth and business confidence remaining subdued, impacted by ongoing geopolitical concerns and the higher cost burden associated with the measures announced in the 2024 Autumn Budget. Although inflation stabilised towards the end of 2025, and further interest rate cuts were largely anticipated, the recent events in the Middle East have reversed these expectations. However, with good levels of liquidity and a large and well diversified portfolio of ambitious and entrepreneurial businesses, the Directors believe that your Company is well placed to continue to deliver its long term investment objective.

A notable development during the period, was the announcement, in the 2025 Autumn Budget Statement, of changes to the rules governing the VCT scheme. Positively, and consistent with industry campaigning, the Chancellor announced that the annual and lifetime investment limits, and the gross assets test, for VCT qualifying companies would be doubled. The Board welcomes this recalibration as it more accurately reflects the funding requirements of high growth UK SMEs. Importantly, increasing the investment limits enables your Company to provide a greater level of financial support to those businesses that are making commercial progress and achieving scale. In addition, the expansion of the gross assets test widens the potential pool of VCT qualifying companies in which your Company can invest. However, the Statement also announced that the initial income tax relief available for VCT shares issued on or after 6 April 2026 would be reduced from 30% to 20%. The reduction in initial tax relief for investors is disappointing and, alongside industry representatives, the Manager has actively contributed to the Government's call for evidence making the case that this change should be reversed. The Manager remains central to these discussions and will continue to provide evidence to support the important role that VCT funding plays in financing ambitious and entrepreneurial SMEs across the UK, driving innovation and job creation.

Your Company has made encouraging progress this year, which further validates the strength of the investment strategy that has been consistently applied for a number of years. The core focus remains on steadily expanding the portfolio through the selective addition of private companies with high growth potential, that operate across a diverse range of sectors with limited direct exposure to discretionary or consumer spending, whilst providing follow-on funding to support existing portfolio companies as they scale.

During the year, the Manager has continued to see good demand for growth capital across its network of regional offices and invested a total of £1.2 million into three new innovative private companies. The portfolio now extends to over 75 growth focused private companies providing access to a wide range of dynamic and emerging sectors such as cyber security, data analytics, regtech, fintech and advanced manufacturing. Although a number of the companies in the portfolio are at an earlier stage of development, there is a growing proportion that are maturing and achieving scale with 36% of the private companies in the portfolio now profitable. It is becoming evident that some of these companies present the opportunity for significant future value creation. It is, however, worthwhile remembering that the growth path for earlier stage businesses can take longer and may be less predictable than for established companies and despite proactive measures taken by the Manager, two companies entered administration during the year. Although this is disappointing, it reflects the higher risk profile of early stage investment and reinforces the benefits of building a large and diversified portfolio to support long term stability in Shareholder returns.

As the portfolio increases in size and scale, the ability to provide additional funding to support existing portfolio companies that are making commercial progress is becoming an increasingly important element of the investment strategy and, during the year, £2.7 million of follow-on funding was provided to 16 private portfolio companies. In most cases this was where businesses were making commercial progress and additional funding was required to help accelerate growth. For others, where progress was behind plan, funding was structured in tranches and released subject to the achievement of agreed milestones, to help protect value.

This has been another challenging year for AIM, with investor appetite for smaller listed companies remaining subdued and limited new VCT qualifying investment opportunities. Consistent with the cautious approach to AIM that has been adopted for the past few years, only two small AIM transactions completed. Your Company's AIM quoted portfolio now accounts for 1% of NAV and, although selective exposure to certain more established AIM quoted businesses will continue to form part of the portfolio diversification strategy, the Board does not anticipate making any significant new AIM investments until there is demonstrable evidence of a recovery in this market.

This has been another good year for exits, with the completion of three profitable private company realisations. In early July 2025, the exit from crematoria operator **Horizon Ceremonies** completed, generating an initial return of 2.1x cost and cash proceeds of over £1.8 million, with the potential for further deferred elements, contingent on the receipt of planning approval at two identified sites. The exit from specialist mechanical and electrical maintenance contractor **DPP** completed in November 2025, generating a total return of 2.5x cost including all yield payments and over £1.2 million in cash proceeds. In both cases, the majority of the cash received was paid out to Shareholders through two interim dividends, reinforcing the Board's commitment to maintain a programme of regular Shareholder payments, particularly following significant profitable exits.

In January 2026, the partial realisation of artificial intelligence (AI) enabled legal technology software specialist **Summize** was achieved with a syndicate of UK private equity investors providing £40 million to support the next phase of growth. The transaction included funding from Maven's Regional Buyout Fund II, alongside two new institutional investors with your Company also completing a new VCT qualifying investment. Since your Company first invested in 2022, Summize has quickly become a high performing portfolio asset with annual recurring revenue (ARR) increasing by 100% year on year. Having gained significant scale in the UK, the business successfully launched in North America and subsequently attracted acquisition interest, which resulted in a partial exit being achieved. As part of this transaction, and consistent with the Board's objective of maintaining an equity position in the most promising portfolio companies, your Company generated an initial return of 3.6x cost, comprising cash alongside a significant retained equity stake.

The ability to achieve a partial exit in high performing companies is a strategy that the Manager has previously successfully utilised with MirrorWeb, Novatus Global and Quorum Cyber, all of which achieved rapid growth during the Manager's period of investment and secured significant third party funding to help accelerate their business plans. This enabled your Company to achieve a partial exit and generate an initial cash return while retaining an equity stake. The Board is fully supportive of this model as it provides the opportunity to generate liquidity to support dividends while remaining invested in those companies that have the ability to become larger and more valuable assets.

## Treasury Management Strategy

The Board and the Manager maintain a proactive treasury management strategy, where the objective remains to optimise the income generated from cash held prior to investment in VCT qualifying companies, whilst meeting the requirements of the Nature of Income condition. This is a mandatory part of the VCT legislation which stipulates that not less than 70% of a VCT's income must be derived from shares or securities, as opposed to bank interest income.

Your Company has a clear and well established approach to treasury management, which focuses on maintaining a diversified portfolio of permitted non-qualifying holdings that have strong fundamentals and attractive income characteristics. The core holdings include carefully selected money market funds (MMFs), open-ended investment companies (OEICs) and London Stock Exchange listed investment trusts, with the remaining cash held on deposit across several UK banks to minimise counterparty risk. This approach ensures ongoing compliance with the Nature of Income VCT condition, whilst also providing your Company with a healthy stream of income that currently generates a blended annualised yield of over 3% across the combined treasury management portfolio and uninvested cash.

It is worth noting that this is a dynamic portfolio, which remains under close and regular review. Over time, the size and structure of this portfolio may vary depending on your Company's rate of investment, the quantum of cash proceeds realised through exits and the overall liquidity level, whilst also taking into consideration relevant macroeconomic or market factors. Full details of the treasury management holdings at the year end are included in the Investment Portfolio Summary on pages 40 to 43 of this Annual Report.

## Dividend Policy

The Directors understand the importance of regular tax free distributions to Shareholders and, as announced in the 2025 Annual Report, enhanced the dividend policy by increasing the target annual yield from 5% to 6% of NAV per Ordinary Share at the immediately preceding year end.

Shareholders should be aware that this remains a target and that decisions on distributions take into consideration various factors including the realisation of capital gains, the adequacy of distributable reserves, the availability of surplus revenue and the VCT qualifying level, all of which are kept under close and regular review. As the portfolio continues to expand and the proportion of high growth companies increases, the timing of distributions will be closely linked to realisation activity, whilst also reflecting the requirement to maintain the VCT qualifying level.

## Interim Dividends

Following the realisation of Horizon Ceremonies in early July 2025, the Directors were pleased to announce an enhanced interim dividend, for the year ended 28 February 2026 of 1.50p per Ordinary Share, which was paid on 29 August 2025 to those Shareholders on the register at 25 July 2025. In addition, following the sale of DPP in November 2025, a second interim dividend, for the year ended 28 February 2026 of 1.00p per Ordinary Share was paid on 16 January 2026 to Shareholders on the register at 12 December 2025.

The Directors were pleased to announce that a third interim dividend of 0.60p per Ordinary Share, in respect of the year ended 28 February 2026, will be paid on 26 June 2026 to Shareholders who are on the register at 29 May 2026. This will bring the annual dividend to 3.10p per Ordinary Share, representing a yield of 7.87% based on the NAV per Ordinary Share at the immediately preceding year end. Since the Company's launch, and after receipt of the third interim dividend, a total of 113.06p per Ordinary Share will have been paid in tax free distributions. It should be noted that payment of a dividend reduces the NAV by the total amount of the distribution. Following the payment of the third interim dividend, the Directors will not be proposing a final dividend for the financial year ended 28 February 2026 at the 2026 AGM.

The Board is aware that there are a number of unclaimed dividends and wishes to remind Shareholders that it is their responsibility to ensure that the Company's Registrar (The City Partnership) has the correct contact and bank account details to allow for the timely payment of dividends. Shareholders are advised to check that they have received dividends and to contact the Registrar if they have not.

Dividend tax vouchers are available to download from the Registrar's investor hub at [maven-cp.cityhub.uk.com](https://maven-cp.cityhub.uk.com), with hard copies being posted to those Shareholders who have not opted to receive communications from the Company electronically.

## Dividend Investment Scheme (DIS)

Your Company operates a DIS, through which Shareholders can, at any time, elect to have their dividend payments utilised to subscribe for new Ordinary Shares issued under the standing authority requested from Shareholders at Annual General Meetings. Ordinary Shares issued under the DIS are free from dealing costs and should benefit from the tax reliefs available on new Ordinary Shares issued by a VCT in the tax year in which they are allotted, subject to each individual Shareholder's particular circumstances.

Shareholders can elect to participate in the DIS in respect of future dividends by completing a DIS mandate form and returning it to The City Partnership. In order for the DIS to apply to the third interim dividend, due to be paid on 26 June 2026, the mandate form must be received by the Registrar before 12 June 2026, this being the relevant dividend election date. The mandate form, terms and conditions and full details of the scheme (including tax considerations) are available on the Company's webpage at [mavencp.com/migvct](https://mavencp.com/migvct). Shareholders can also elect to participate in the DIS through the Registrar's online investor hub at [maven-cp.cityhub.uk.com/login](https://maven-cp.cityhub.uk.com/login).

If a Shareholder is in any doubt about the merits of participating in the DIS, or their own tax status, they should seek advice from a suitably qualified adviser.

### **Distributable Reserves**

At a general meeting of the Company, held on 13 November 2025, Shareholders approved special resolutions to cancel the share premium account and the capital redemption reserve, pursuant to the Companies Act 2006, to create a further pool of distributable reserves that can be used for future dividends or any other applicable purpose. On 28 January 2026, by an Order of the High Court of Justice, the share premium account and the capital redemption reserve were cancelled, and the Court Order was registered by the Registrar of Companies on 31 January 2026, at which point, the cancellation became effective.

Whilst the level of distributable reserves has increased, the quantum and timing of dividend payments will continue to be closely linked to realisation activity while also reflecting the requirement to maintain the Company's VCT qualifying level.

### **Fund Raising and Offer for Subscription**

On 2 October 2025, your Company launched a new Offer for Subscription alongside Offers by the other Maven managed VCTs. The Directors are pleased to report that, on 24 April 2026, your Company's Offer closed having raised a total of £12.15 million for the 2025/26 and 2026/27 tax years, against an increased target of £12.5 million. The initial target raise of £7.5 million was achieved in early February, with the over-allotment facility of £5 million utilised thereafter.

Consistent with the objective of making regular allotments of new Ordinary Shares, the first allotment for the 2025/26 tax year completed on 15 January 2026, with further allotments taking place on 24 March and 2 April 2026. An allotment for the 2026/27 tax year completed on 14 April 2026, with a final allotment taking place on 29 April 2026. Details regarding the new Ordinary Shares issued can be found in Note 12 to the Financial Statement on page 85 of this Annual Report.

The Directors are confident that Maven's regionally based team of investment executives has the resource and capability to continue sourcing attractive VCT qualifying companies across a range of dynamic sectors throughout the UK, and that this additional liquidity will facilitate the further expansion and development of the portfolio in line with the investment strategy. In addition, the funds raised will allow your Company to maintain its active share buyback policy, whilst also spreading costs over a wider asset base, with the objective of maintaining a competitive OCR for the benefit of all Shareholders.

### **Share Buy-backs**

The Directors acknowledge the need to maintain an orderly market in the Company's shares and have delegated authority to the Manager to enable the Company to buy back its own shares in the secondary market for cancellation or to be held in treasury, subject always to such transactions being in the best interests of Shareholders.

It is intended that the Company will seek to buy back shares with a view to maintaining a share price that is at a discount of approximately 5% to the latest published NAV per Ordinary Share. Any purchase of the Company's own shares will be subject to various factors including market conditions, available liquidity and the maintenance of the Company's VCT qualifying status. It should be noted that the Company cannot buy back shares whilst it is in a closed period, which is the time from the end of a reporting period until either the announcement of the relevant results or the release of an unaudited NAV. Additionally, a closed period may be introduced if the Directors or the Manager are in possession of price sensitive information.

Shareholders should note that neither the Company nor the Manager can execute a transaction in the Company's shares. If a Shareholder wishes to buy or sell shares on the secondary market, they should direct their instruction through a stockbroker of their choice. To discuss a transaction, the Shareholder's stockbroker should contact the Company's stockbroker, Shore Capital Stockbrokers, on 020 7647 8132.

## VCT Regulatory Developments

During the year, your Company has remained fully compliant with the complex conditions and requirements of the VCT scheme.

As outlined earlier, the 2025 Autumn Budget Statement included amendments to the rules governing the VCT scheme with respect to investment limits and the tax relief available for VCT shares issued on or after 6 April 2026.

During the year, the VCT Association (VCTA), of which the Manager is a founding member, launched the *Growth Beyond Limits* campaign specifically focused on promoting the benefits of increasing the investment limits for VCT qualifying companies, which have been frozen for almost a decade. The VCTA, which represents 14 of the largest VCT fund managers, highlighted the case for increasing the limits to assist certain younger and higher growth companies. This is particularly relevant for those businesses that operate in sectors which have an extended investment cycle, such as life sciences, technology and other knowledge intensive sectors. The Board welcomed the announcement that, from 6 April 2026, the investment limits have doubled. The annual amount that a VCT can invest in a qualifying company has increased to £10 million (£20 million for knowledge intensive companies) while the lifetime allowance for a VCT qualifying company has increased to £24 million (£40 million for knowledge intensive companies). In addition, the gross assets test has also doubled, which means that larger companies can now potentially qualify for VCT investment. These changes are welcome and should help to ensure that your Company, and the VCT industry more widely, can continue to provide funding to the UK's most innovative SMEs as they scale.

The Autumn Statement also announced that the initial income tax relief available for VCT shares, issued on or after 6 April 2026, has reduced from 30% to 20%. The reduction in initial tax relief for investors is disappointing, and the Manager will continue to provide evidence to reinforce the importance of VCT investment as part of the wider funding ecosystem specifically highlighting cases where Maven has supported high growth businesses across the regions as they scale and create local, highly skilled employment opportunities.

## Valuation Methodology

The Board and the Manager continue to apply the International Private Equity and Venture Capital Valuation (IPEV) Guidelines as the central methodology for all private company valuations. The IPEV Guidelines are the prevailing framework for fair value assessment in the private equity and venture capital industry. The IPEV Guidelines are updated periodically to ensure that they continue to reflect best practice and remain aligned with evolving accountancy standards and regulatory guidance, as well as reflecting developments within the wider market. The most recent update (December 2025) provided limited changes to the existing valuation framework, adding guidance on the impact of ESG and sustainability on valuation methodologies, and the use of AI enabled valuation models. With respect to the use of AI models for valuing unlisted investments, IPEV concluded that while they can be a useful tool to augment the valuation process, they do not replace human professional judgement and scepticism. It should be noted that the Manager does not currently utilise any such AI tools when valuing the unlisted portfolio.

In accordance with normal market practice, investments quoted on AIM or another recognised stock exchange, are valued at their closing bid price at the period end.

Further details on your Company's approach to valuing portfolio companies can be found in the Business Report on page 19 of this Annual Report and in Note 1(e) to the Financial Statements on page 77. The principal Key Performance Indicators (KPIs) are outlined in the Business Report on pages 18 and 19 and a summary of the Alternative Performance Measures (APMs) is included in the Financial Highlights on pages 4 to 5, with definitions of terms contained in the Glossary on pages 102 to 104.

## Environmental, Social and Governance (ESG) Considerations

While your Company's investment policy does not incorporate specific ESG objectives, and portfolio companies are not required to meet any related targets, the Board and the Manager recognise the importance of considering ESG matters as an integral part of the investment process. Maven's ESG and Responsible Investment Policy ensures that ESG related risks and opportunities are identified during pre-investment due diligence and can be carefully considered as part of the investment process. Maven's post investment ESG framework provides a structure for regular engagement with companies to ensure that ESG metrics are monitored throughout the period of investment.

The Manager continues to be an active member of The United Nations Principles for Responsible Investment and submitted its second public investor report in July 2025. The Board is aware of the proactive work that Maven is doing to support social initiatives that promote diversity in the investment sector, such as Future Asset, the Investing in Women Code, the Lifted Project and Maven's own Female Founders Programme. Further details on Maven's approach to ESG and developments across the portfolio are included in the Investment Manager's Review on pages 27 and 28 of this Annual Report.

## **Maven Capital Partners UK LLP**

In early 2026, Maven announced that its long standing Fund Manager, Bill Nixon, would be stepping back from his role as Investment Manager of the Maven managed VCTs and retiring as Maven's Managing Partner, and moving to a new role as Chair of Maven. Alongside senior colleagues, Bill founded Maven in 2009 and as Managing Partner for over 17 years has grown Maven's business, particularly its VCT focus, establishing its position as a leading Manager in the sector. Bill has been the Investment Manager of your Company for almost 20 years and has been instrumental in driving growth and constructing the broad and well diversified portfolio that your Company holds today.

As part of a carefully planned succession, the role of Investment Manager of the Maven managed VCTs and Managing Partner at Maven has transitioned to Ewan MacKinnon, who has been co-managing Maven's VCT portfolio, alongside Bill, for several years. Ewan has more than 20 years of private equity and corporate finance experience and has been with Maven since 2009, initially originating and executing VCT investments in Scotland and latterly as joint Investment Manager of the Maven VCTs. Ewan is chair of Maven's valuation committee and, for the past few years, has been leading Maven's VCT fundraising programme. The Board has an excellent working relationship with Ewan and looks forward to building on this in his future role.

On behalf of my fellow Directors, I would like to take this opportunity to record our sincere thanks to Bill for the pivotal role that he has played in developing and delivering your Company's investment strategy, while navigating an evolving and increasingly complex VCT regulatory landscape. We wish Bill all the very best in his future role.

## **Annual General Meeting (AGM)**

The 2026 AGM will be held on Thursday, 9 July 2026 in Maven's London office, which is located at **6th Floor, Saddlers House, 44 Gutter Lane, London, EC2V 6BR**. The AGM will commence at 12 noon and the Notice of Annual General Meeting can be found on pages 94 to 99 of this Annual Report.

## **The Future**

Although the macroeconomic outlook remains uncertain, your Company is well placed to continue to deliver steady growth in Shareholder value. The portfolio that has been constructed provides diversified exposure to sectors and markets with attractive long term growth characteristics, which continue to attract acquisition interest from potential buyers. In the year ahead, the focus will remain on further expanding and developing the portfolio, by maintaining a steady rate of new investment and deploying follow-on funding to support those portfolio companies that are making commercial progress and achieving objectives. In addition, exit opportunities that offer the potential to maximise Shareholder returns will be progressed to help support the dividend policy.

**John Pocock**  
**Chairman**

**2 June 2026**

# BUSINESS REPORT

**This Business Report is intended to provide an overview of the strategy and business model of the Company, as well as the key measures used by the Directors in overseeing its management. The Company is a VCT and invests in accordance with the investment objective set out below.**

## Investment Objective

Under an investment policy approved by the Directors, the Company aims to achieve long-term capital appreciation and generate income for Shareholders.

## Business Model and Investment Policy

Under an investment policy approved by the Directors, the Company intends to achieve its objective by:

- investing the majority of its funds in a diversified portfolio of shares and securities in smaller, unquoted UK companies and AIM/AQSE quoted companies that meet the criteria for VCT qualifying investments and have strong growth potential;
- investing no more than £1.25 million in any company in one year and no more than 15% of the Company's assets by cost in one business at any time; and
- borrowing up to 15% of net asset value, if required and only on a selective basis, in pursuit of its investment strategy. The Board has no intention of approving any borrowing at this time.

## Principal and Emerging Risks

The Board maintains an ongoing process for identifying, evaluating, and monitoring both principal and emerging risks facing the Company. The risk register and risk dashboard are integral components of the Company's risk management framework and support a robust assessment of these risks, with particular emphasis on the effectiveness of mitigating controls.

The Board reviews the Company's risk profile on a regular basis, and risk ratings are updated throughout the year to reflect any changes. Given the dynamic nature of these updates, the Board, in agreement with the Manager, has determined that including a direction of travel indicator would not provide meaningful benefit. Any material changes to principal and emerging risks will be clearly disclosed in this report.

In 2025, the Board focused on ensuring its ability to comply in the future with the enhanced requirements of the 2024 UK Corporate Governance Code regarding internal controls, which will be applicable for the year ending 28 February 2027 and will be reported in the next year's Annual Report. The Board has been working with the Manager in the period to identify material controls as they apply to the Company's principal risks and are confident that the material controls are operating effectively.

The principal and emerging risks facing the Company are as follows:

Principal risk	Root cause	Control measures
<b>Investment risk</b>	<ul style="list-style-type: none"> <li>• The majority of investments are in small and medium sized unquoted UK companies and AIM/AQSE quoted companies, which carry a higher level of risk and lower liquidity relative to investments in large quoted companies.</li> </ul>	<ul style="list-style-type: none"> <li>• The Company appoints an FCA authorised investment manager with the appropriate skills, experience and resources required to achieve the Investment Objective.</li> <li>• The Board ensures that a robust and structured selection, monitoring and realisation process is applied by the Manager to all investments and regularly reviews the investment portfolio with the Manager.</li> </ul>

Principal risk	Root cause	Control measures
<b>Investment risk (continued)</b>		<ul style="list-style-type: none"> <li>The Company's portfolio is diversified across a large number of investee companies and a range of economic sectors, and is actively and closely monitored.</li> </ul>
<b>Operational risk</b>	<ul style="list-style-type: none"> <li>Failure of a significant outsourcer to perform duties and responsibilities in accordance with service level agreements.</li> </ul>	<ul style="list-style-type: none"> <li>All outsourcers are selected following the completion of appropriate due diligence, with the Manager carrying out an annual review of key outsourcers.</li> <li>The Manager and Custodian are FCA authorised and subject to FCA Rules requiring the maintenance of adequate financial resources, including enabling an orderly wind-down.</li> </ul>
<b>VCT Qualifying Status risk</b>	<ul style="list-style-type: none"> <li>Failure to meet VCT qualifying status could result in Shareholders losing the income tax relief on initial investment as well as tax relief obtained on any tax free income or capital gains received. Failure to meet the qualifying requirement could result in a loss of listing of the Company's shares.</li> </ul>	<ul style="list-style-type: none"> <li>The Board works closely with the Manager to ensure compliance with all applicable and upcoming legislation, such that VCT qualifying status is maintained.</li> <li>Further information on the management of this risk is detailed under other headings in this Business Report.</li> </ul>
<b>IT and Cyber Security risk</b>	<ul style="list-style-type: none"> <li>Heightened cyber security risk and potential IT failure, which could cause a third party to fail to perform its duties and responsibilities or experience financial difficulties such that it is unable to carry on trading and cannot provide services to the Company.</li> </ul>	<ul style="list-style-type: none"> <li>The Manager, on behalf of the Board, closely monitors the systems and controls in place to prevent or mitigate against a systems or data security failure.</li> <li>The Board reviews control and compliance reports from the Manager, which includes oversight of third party cyber security arrangements, to ensure these adequately address systems and data security risks.</li> <li>The ability of third parties to operate effective business continuity plan (BCP) arrangements has been validated.</li> </ul>
<b>Legislative and Regulatory risk</b>	<ul style="list-style-type: none"> <li>Breaches of regulations including, but not limited to, the Companies Act 2006, the FCA Listing Rules, the FCA Disclosure Guidance and Transparency Rules, the General Data Protection Regulation (GDPR), or the Alternative Investment Fund Managers Directive (AIFMD) by the Company could lead to a number of detrimental outcomes and reputational damage.</li> </ul>	<ul style="list-style-type: none"> <li>The Board maintains a good understanding of the changing regulatory landscape and considers emerging issues so that appropriate changes can be developed and implemented in good time.</li> </ul>

Principal risk	Root cause	Control measures
<b>Legislative and Regulatory risk (continued)</b>		<ul style="list-style-type: none"> <li>The Manager is responsible for monitoring compliance with applicable legislation and regulatory requirements. Where changes to legislation or regulation are proposed that may affect the Company, the Manager ensures that the Board is informed and that appropriate measures are taken to maintain ongoing compliance.</li> <li>The Board and the Manager continue to make representations where appropriate, either directly or through relevant industry bodies such as the AIC, UK Private Capital and the VCTA in relation to any changes in legislation.</li> </ul>
Emerging risk	Root cause	Control measures
<b>Global Conflict and Political Instability</b>	<ul style="list-style-type: none"> <li>Escalating global conflict and political instability resulting in the potential for escalating prices, disruption to supply chains and general market uncertainty.</li> </ul>	<ul style="list-style-type: none"> <li>The Board regularly reviews the investment portfolio with the Manager, and the Manager works closely with portfolio companies to identify, and support the management of, any challenges resulting from global conflict and political instability.</li> <li>The Board and the Manager are monitoring this risk closely and, whilst this risk cannot be obviated entirely, the Company's investment portfolio is diversified across a large number of companies and a broad range of economic sectors and the Manager actively and closely monitors the progress of portfolio companies.</li> </ul>
<b>Geopolitical Risk and Uncertainty</b>	<ul style="list-style-type: none"> <li>Broader global macroeconomic risks have escalated following the change of government in the US, in particular the introduction of trade tariffs.</li> </ul>	<ul style="list-style-type: none"> <li>The Manager has assessed the current impact of trade tariffs on portfolio companies and is working with management teams to consider potential future impacts, where these may arise.</li> <li>The types of companies in which the VCT invests, together with the diversification of the portfolio, reduces the overall impact of tariffs.</li> </ul>

Emerging risk	Root cause	Control measures
<b>Artificial Intelligence (AI)</b>	<ul style="list-style-type: none"> <li>• Increase in the use of AI by the Manager or portfolio companies without proper consideration of the risks involved, with no mitigating controls being established.</li> <li>• Portfolio companies may be unable to withstand disruption from AI native competitors, or may lose competitive advantage due to an inability to adopt AI to enhance product or service development or drive operational efficiencies, or to sufficiently adapt in line with the pace of change.</li> </ul>	<ul style="list-style-type: none"> <li>• The Manager has embarked on a series of risk assessments, governance and oversight arrangements with respect to AI risk, whilst also acknowledging the potential benefits of AI.</li> </ul>

In addition, an explanation of certain economic and financial risks and how they are managed can be found in Note 16 to the Financial Statements on pages 88 to 92.

### Statement of Compliance with Investment Policy

The Company is adhering to its stated investment policy and managing the risks arising from it. This can be seen in various tables and charts throughout this Annual Report, and from information provided in the Chairman's Statement and in the Investment Manager's Review. A review of the Company's business, its financial position as at 28 February 2026, and its performance during the year then ended, is included in the Chairman's Statement, which also includes an overview of the Company's strategy and business model.

The management of the investment portfolio has been delegated to Maven, which also provides company secretarial, administrative and financial management services to the Company. The Board is satisfied with the breadth and depth of the Manager's resources and its nationwide network of offices, which supply new deals and enable it to monitor the geographically widespread portfolio of companies effectively.

The Investment Portfolio Summary on pages 40 to 43 of this Annual Report discloses the Company's holdings and the degree of co-investment with other clients of the Manager. The Portfolio Analysis charts on page 23 show the profile of investee companies by industry sector and the broadly spread end market exposure across the portfolio, and provide insight into the age of the investments within the portfolio. The level of qualifying investments is monitored continually by the Manager and reported to the Risk Committee quarterly, or as otherwise required.

### Key Performance Indicators (KPIs)

During the year, the net return on ordinary activities before taxation was £1,090,000 (2025: £3,569,000); the gain on investments was £1,637,000 (2025: £3,974,000); and earnings per share were 0.61p (2025: 2.22p per share). The Directors also consider a number of Alternative Performance Measures (APMs) to assess the Company's success in achieving its objective, and these also enable Shareholders and prospective investors to gain an understanding of the Company's business. These APMs are shown in the Financial Highlights on pages 4 and 5.

In addition, the Board considers the following to be KPIs:

- NAV total return;
- cumulative dividends paid;
- annual yield;
- share price discount to NAV;
- investment income;
- operational expenses; and
- ongoing charges ratio (OCR).

The NAV total return is considered to be the most appropriate long term measure of Shareholder value as it includes both the current NAV per share and the sum of dividends paid to 28 February 2026. Cumulative dividends paid is the total amount of both capital and income distributions paid since the launch of the Company. Following the adoption in 2025 of an enhanced dividend policy, the Directors target a dividend that provides an annual yield which represents 6% of the NAV per share at the immediately preceding year end, subject to always complying with the VCT rules, and taking into consideration the level of distributable reserves, profitable realisations in each accounting period, and the Company's future cash flow projections. The annual yield is the total dividends paid per share for the financial year, expressed as a percentage of the net asset value at the immediately preceding year end. The share price discount to NAV is the percentage by which the mid-market price of a share is lower than its NAV per share.

The Board reviews the Company's investment income and operational expenses on a quarterly basis, as these are both important components in the generation of Shareholder returns. Further information can be found in Notes 2 and 4 to the Financial Statements on page 78. The OCR is a measure of the total cost of running a fund to an investor and is the total recurring annual expenses of the Company, including management fees charged to the capital reserve, as a percentage of the average net assets attributable to Shareholders over the year. The Company's OCR for the year ended 28 February 2026 was 2.71% (2025: 2.57%) and is detailed in Note 4 to the Financial Statements on page 78. Definitions of the APMs can be found in the Glossary on pages 102 to 104. A historical record of these measures is shown in the Financial Highlights on pages 4 and 5 and the change in the profile of the portfolio is reflected in the Summary of Investment Changes on page 6.

Your Board continues to believe that a blended portfolio of private companies and AIM quoted holdings provides the optimal structure for delivering long term growth in Shareholder value. However, the Manager will remain cautious on any new AIM investments.

There is no market standard VCT index against which to compare the financial performance of the Company. However, for reporting to the Board and Shareholders, the Manager uses comparisons with the most appropriate index, being the FTSE AIM All-Share Index, and the graph on page 51 of this Annual Report compares the Company's performance against that Index. The Directors also consider non-financial performance measures, such as the flow of investment proposals and the Company's ranking within the VCT sector by independent analysts. In addition, the Directors consider economic, regulatory and political trends and factors that may impact on the Company's future development and performance.

### Valuation Process

Investments held by the Company in unquoted companies are valued in accordance with the IPEV Guidelines, being the prevailing framework for fair value assessment in the private equity and venture capital industry. The most recent update (December 2025) provided limited changes to the existing valuation framework adding points for clarification on specific items, alongside guidance on the impact of ESG and sustainability on valuation methodologies, and the use of AI enabled valuation models. The Directors and the Manager continue to follow these industry guidelines and adhere to the IPEV Guidelines in all private company valuations. Investments quoted or traded on a recognised stock exchange, including AIM, are valued at their closing bid price at the year end.

### Share Buy-backs

At the forthcoming AGM, the Board will seek the necessary Shareholder authority to continue to conduct share buy-backs in accordance with the Company's share buy-back policy as outlined in the Chairman's Statement on page 12.

### The Board's Duty and Stakeholder Engagement

The Directors' Section 172 statement should be read alongside the other contents of the Strategic Report and in the context of the Company's regulatory status as a small registered, internally managed, alternative investment fund under the AIFMD. Under the Companies Act, the Directors have a duty to promote the success of the Company for the benefit of its members as a whole and in doing so, to have regard to several matters including, for example, the likely consequences of any decision in the long term, the need to foster business relationships and maintain a reputation for high standards of business conduct when dealing with third parties and the need to act fairly between Company members.

Given the nature of the Company, its day-to-day management and administration are outsourced to third party service providers, the most significant of which is the Manager. The Company does not have any customers in the traditional sense, nor does it appoint executive directors or employ staff. The Board, therefore, identifies the Company's key stakeholders as: its Shareholders, the Manager, portfolio companies, other service providers, regulatory and industry bodies, and the environment and wider society. In discharging the Section 172 duty and in line with Provision 5 of the AIC Corporate Governance Code, the Directors acknowledge the importance of

achieving positive outcomes for, and engaging effectively with each of these stakeholder groups as an integral part of the Board's decision making processes, aligned to the Company's purpose and investment policy and in the promotion of the long-term success of the Company. An illustration of how the Board approaches stakeholder engagement and how it continues to seek positive outcomes for its stakeholders is set out in the table below.

Stakeholder group	Why Board engagement matters	Board engagement outcomes
<b>Shareholders</b>	<p>Board engagement with Shareholders is vital to the success of the Company and the achievement of its strategic objectives. Aligning interests in respect of key matters such as the Company's investment objective and policy, income generation and returns and fundraising, and ensuring fee transparency are essential in promoting the Company to Shareholders and also in facilitating trust and confidence in the Company and its performance in the long term.</p>	<p>The Board communicates with Shareholders at its AGM and through the Company's regular reporting, disclosures and handling of enquiries. The Company's 2025 AGM was held on 10 July 2025 and all resolutions were passed. The Manager and Company Secretary also act as points of contact for the Board and Shareholders and engagement logs are included in Board Meeting materials.</p> <p>The Board has adopted a dividend policy, targeting an annual dividend yield of 6% of the NAV per Ordinary Share at the immediately preceding year end, as well as an active treasury management strategy and a share buy back policy. Details of which can be found in the Chairman's Statement on pages 11 and 12 and the Directors' Report on pages 48 and 49. Two interim dividends have been paid in the period, and a third interim dividend will be paid on 26 June 2026.</p> <p>During the year, the Company launched a further fundraising through an Offer for Subscription, the Prospectus for which was published on 2 October 2025. Following the success of the 2024 fundraising and aligned to Shareholder interests, the Board's decision to launch the current Offer for Subscription was to champion further growth and retain a competitive OCR, spreading certain fixed costs over a wider asset base and increasing liquidity. Further details regarding the Offer for Subscription and the amount raised can be found in the Chairman's Statement on page 12.</p>
<b>Manager (and its employees)</b>	<p>The day-to-day management and administration of the Company is outsourced to the Manager and thus Board engagement and oversight is crucial in ensuring effective execution of the Company's investment policy, as well as ensuring compliance with relevant legislation and regulation and to promote governance best practice.</p>	<p>The Board maintains a constructive, open and transparent relationship with the Manager through regular dialogue, reporting and oversight. To further hold the Manager to account, the Board has established a Management Engagement Committee to annually review the terms and execution of the Management and Administration Deed, which details the nature of the Manager's relationship with the Company, inclusive of fees, and provides for a clear delegation of authority and responsibility.</p> <p>In addition to providing regular reporting to the Board, the Manager also publishes a bi-annual newsletter, <i>Creating Value</i>, which is available on the Manager's website, <a href="https://mavencp.com">mavencp.com</a>.</p>

Stakeholder group	Why Board engagement matters	Board engagement outcomes
<b>Portfolio companies</b>	The successful execution of the Company's investment policy and its ability to generate positive returns for Shareholders is directly linked to the performance of the underlying portfolio companies. Board oversight, through the reporting of the Manager, is key to ensuring a comprehensive understanding of individual portfolio company purpose and strategy, good governance and ongoing alignment of interests.	In addition to the review of the Manager's Report, the Company's risk register and risk dashboard, and portfolio analysis at its quarterly meetings, the Board supports the Manager's approach of securing, where possible, representation on the boards of the unlisted portfolio companies. This promotes deeper Manager engagement and oversight of this part of the portfolio, which in turn, can be reviewed and challenged by the Board for the benefit of the Company and its members as a whole. The Board also receives presentations regularly from the management of portfolio companies.
<b>Other service providers</b>	In order for the Company to meet its obligations as a VCT with a premium listing on the London Stock Exchange, it is supported by several other third parties as well as the Manager. Each third party service provider brings the necessary level of expertise to ensure the Company remains compliant and operates responsibly.	The Board endorses access to an extensive and broad base of resource and expertise to assist the Company in fulfilling all relevant obligations and to ensure the effective management and administration of the Company. The Board oversees and monitors the Company's relationship with third party service providers, either directly or indirectly through the Manager to ensure third party engagements continue to be fit for purpose. In addition, the Board also oversees operational risk as a principal risk within the Company's broader risk management framework.
<b>Regulatory and industry bodies</b>	Given the nature of the Company, it is subject to relevant rules, regulation, policy and guidance. In order to ensure VCT scheme compliance and best practice and to advocate in the Company's interests, engagement with regulatory and industry bodies is important to retain awareness of existing and future requirements and trends.	The Board has identified VCT qualifying status risk and legislative and regulatory risk as Company principal risks and details of how the Company manages and mitigates these risks can be seen in the Business Report on pages 15 to 18. The Board keeps informed and monitors VCT scheme compliance, relevant statutory and regulatory change and market impact through the reporting of the Manager and its support functions and external advisers. The Board endorses the Company's commitment to the AIC Corporate Governance Code in terms of promoting good governance, and supports the Company's and the Manager's membership of the AIC and of the VCTA in terms of proactive industry engagement.
<b>Environment and wider society</b>	The Board is committed to ensuring that the Company's business and, to the extent possible, that of the Company's portfolio companies is conducted in a socially responsible manner.	While the Company's investment policy does not include explicit ESG aims, the Manager has implemented its own ESG and Responsible Investment Policy, part of which facilitates due diligence and ongoing monitoring of portfolio companies from an ESG perspective. The Board reviews and challenges the Manager's ESG assessment of portfolio companies to facilitate its oversight of the environmental and social impact of its activities. Further details on the Manager's approach to ESG can be found in the Investment Manager's Review on pages 27 and 28.

## **Employee, Environmental and Human Rights Policy**

The Company has no direct employee or environmental responsibilities, nor is it responsible directly for the emission of greenhouse gases. The Board's principal responsibility to Shareholders is to ensure that the investment portfolio is managed and invested properly. As the Company has no employees, it has no requirement to report separately on employment matters. The Board comprises one female Director and two male Directors, all of whom are non-executive, and delegates responsibility for diversity to the Nomination Committee, as explained in the Statement of Corporate Governance on page 57.

The management of the portfolio is undertaken by the Manager through members of its portfolio management team. The Manager engages with the Company's underlying investee companies in relation to their corporate governance practices and in developing their policies on social, community and environmental matters. Further information may be found in the Investment Manager's Review on pages 27 and 28, and in the Statement of Corporate Governance on page 59. The Manager has continued with its focus on developing its ESG framework and oversight capabilities. Further details regarding the Manager's approach to ESG and the progress made on developing its ESG framework can be found in the Chairman's Statement on page 13. The Manager oversees the collation of the information received from the investee companies for the benefit of the Board and helps support individual companies to identify ESG risks and opportunities and, where potential improvements are identified, will work jointly with investee businesses to make positive changes.

In light of the nature of the Company's business, there are no relevant human rights issues and, therefore, the Company does not have a human rights policy.

## **Auditor**

The Company's Auditor is required to report if there are any material inconsistencies between the content of the Strategic Report and the Financial Statements. The Independent Auditor's Report can be found on pages 65 to 71.

## **Future Strategy**

The Board and Manager intend to maintain the policies set out above for the year ending 28 February 2027, as it is believed that these are in the best interests of Shareholders.

## **Approval**

The Business Report, and the Strategic Report as a whole, was approved by the Board of Directors and signed on its behalf by:

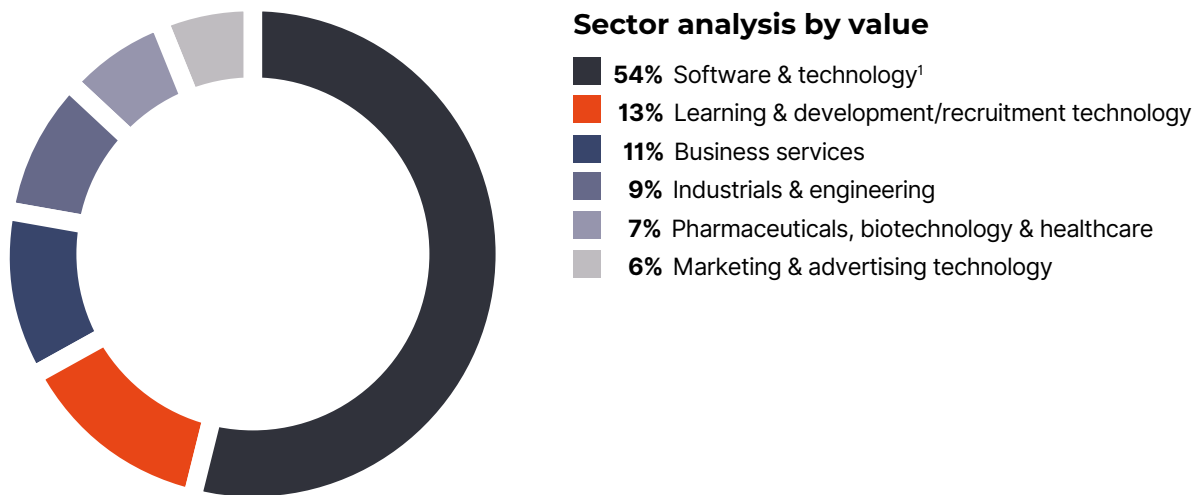
**John Pocock**  
**Director**

**2 June 2026**

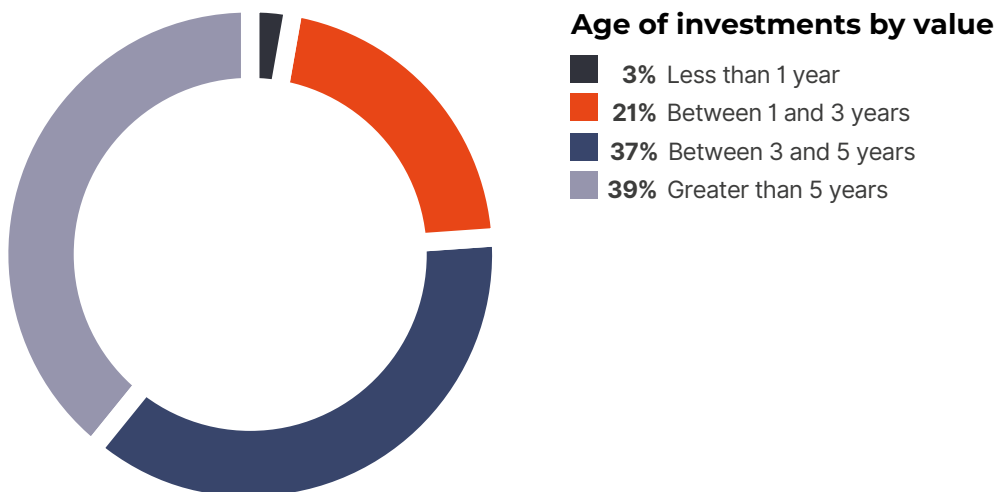
# PORTFOLIO ANALYSIS

AS AT 28 FEBRUARY 2026

The chart below shows the profile of investee companies by industry sector, and demonstrates the broad market exposure across the portfolio. This analysis excludes cash balances and treasury management holdings.



The chart below provides insight into the age of investments within the portfolio<sup>2</sup>. This analysis excludes cash balances and treasury management holdings.



<sup>1</sup> The market exposure within this sector is widely diversified, including automotive, cyber security, data analytics, fintech and regtech businesses.

<sup>2</sup> The age of investments is determined by the date at which the Company first invested.

# INVESTMENT MANAGER'S REVIEW

## HIGHLIGHTS

Three new private companies added to the portfolio, with one further investment completing post the period end

---

Follow-on funding provided to support the growth and development of 16 private portfolio companies

---

Two small AIM transactions completed

---

Exit from Horizon Ceremonies completed, generating an initial return of 2.1x cost and over £1.8 million in cash proceeds

---

Exit from DPP completed, generating a total return of 2.5x cost and over £1.2 million in cash proceeds

---

Partial realisation of Summize completed generating an initial return of 3.6x cost comprising cash and a significant retained equity stake

---

Notwithstanding the mixed economic backdrop, this has been another year of progress and development for your Company. The stable NAV total return that has been reported primarily reflects the strength of the private equity portfolio, where the valuations of certain companies have been uplifted in recognition of the revenue growth and commercial progress that has been achieved. Many of the earlier stage growth companies are achieving scale and establishing strong positions in their respective markets, which should help to drive future value creation. During the year, the exits from Horizon Ceremonies and DPP completed, each generating returns in excess of 2x cost and significant cash proceeds, the majority of which were distributed to Shareholders through two interim dividends. Furthermore, the partial exit from contract software specialist Summize generated an initial return of 3.6x cost comprising a mixture of cash and a retained equity stake. The cash element of this exit has supported the payment of a third interim dividend, while the ongoing equity stake provides your Company with a meaningful economic interest in this ambitious and fast growing business, with the potential of generating a further return.

### Overview

During the reporting period your Company has made encouraging progress in line with its long term investment objective. Although economic conditions have remained unsettled for most of the year, many SME businesses have displayed resilience, and the Manager has continued to see a healthy pipeline of VCT qualifying opportunities across the UK, which has resulted in a good level of investment activity. Having an established nationwide team of experienced investment executives located in key corporate finance regions has ensured that Maven gains access to a wide pool of potential investment opportunities. This has resulted in three new private companies being added to the portfolio during the year, with a further investment completing after the period end.

Maven retains a selective approach to new investment, focusing on identifying those businesses that have established commercial traction in an emerging or disruptive market and which are led by management teams with a proven track record of success. The focus remains on gradually expanding the portfolio through the addition of innovative businesses that are capable of achieving scale in the medium term and attracting a premium valuation at exit. The Manager continues to favour investing in companies that have a growing presence in dynamic sectors such as speciality software, cyber security, fintech, regtech and advanced manufacturing, where growth is less sensitive to consumer or discretionary spending and revenue tends to be contracted or recurring in nature. Investing in a business that has an established level of recurring revenue provides the Manager with a key benchmark against which progress and commercial traction can be measured. It is also an important metric that potential acquirers will review when evaluating a business, with ARR of £5 million generally considered to be an inflexion point for attracting increased acquisition interest, particularly from US buyers.

After over ten years of investment under the revised VCT rules, the private equity portfolio is maturing and contains a growing number of high performing companies with eight businesses, as at the date of this Annual Report, recording ARR of £5 million or more, and a further three on track to achieve this threshold in the near term. Many of these businesses have expanded their customer bases, secured new contracts and delivered impressive commercial progress over a relatively short period of time. This positive performance has underpinned the increase in NAV total return, with valuations uplifted accordingly.

As an active investment partner, Maven's team of portfolio executives continues to work closely with the management teams of all private investee companies. Having an appointed board representative ensures that the Manager is involved in key decisions such as helping to shape strategy, delivering operational objectives, and identifying and progressing exit opportunities. This positive working relationship is particularly important when considering the provision of follow-on funding, which is an increasingly important element of the investment strategy. During the year, additional capital was provided to support 17 existing portfolio companies. In most cases, this was where businesses were making measurable commercial progress and required additional funding to expedite growth. For others, where progress was behind plan, further funding can provide a bridge to profitability and exit. As part of the risk mitigation strategy, an investment can also be structured in tranches subject to the achievement of agreed milestones. This helps to ensure that progress is closely monitored and that the management team's ambition and the company's performance remain aligned with institutional investors' expectations. In specific cases, Maven will also invest alongside another VCT house or equity partner, which enables your Company to support the growth of portfolio companies as part of a syndicate of institutional investors.

Following the high level of exit activity in 2024, it is pleasing to report on the completion of three profitable exits during the financial year. In July 2025, Maven completed the exit from **Horizon Ceremonies**, the owner and operator of three established crematoria. Your Company first invested in Horizon Ceremonies in 2017, backing an experienced team with a clear strategic objective to build, own and operate a portfolio of next generation crematoria located across the UK, in areas that were historically underserved or where the existing facilities were outdated. Horizon's crematoria have quickly become important community facilities and have consistently received industry recognition and awards for their exceptional service standards. After a competitive process, the sale to UK pension fund, Railpen, completed generating an initial return of 2.1x cost and cash proceeds of over £1.8 million, with the potential for a further deferred element, contingent on the receipt of planning approval at two identified sites.

In November 2025, the exit from specialist mechanical and electrical maintenance contractor **DPP** completed with a sale to a trade buyer. DPP was one of the more mature companies in the portfolio, with your Company investing in 2013 as part of a replacement capital transaction under the previous VCT rules. During the period of investment, the business faced several challenges, notably the loss of a major customer shortly after the investment completed, along with the impact of COVID, when the enforced closure of retail and leisure establishments significantly impacted trading. With Maven's support, the business rationalised costs, strengthened its operational infrastructure, broadened its customer base and enhanced its service delivery model to better support clients. The exit generated cash proceeds of over £1.2 million and a total return of 2.5x cost over the life of the investment inclusive of all yield payments received.

A further notable development was the partial realisation of AI enabled contract software specialist **Summize**. Since investment in 2022, Manchester based Summize has consistently delivered impressive growth, initially in the UK and more recently in the US. Its award winning proprietary software simplifies the process for writing and reviewing legal contracts and its ease of integration with standard office applications is a key attraction for clients. Following an unsolicited acquisition approach, a formal exit process was initiated with a sale completing in January 2026 to a consortium of UK private equity buyers. Given Summize's strong growth record and its large addressable market opportunity, the Manager negotiated a partial exit generating an initial return of 3.6x cost comprising cash and a retained equity stake, providing your Company with an ongoing interest in this high performing business. In addition, your Company completed a new investment as part of the larger third party funding round, which provides Summize with capital to support it through the next phase of growth.

The ability to achieve a partial exit enables the Manager to balance the objective of maximising Shareholder returns and distributions, with the risk of selling a business too early and before value has been optimised. Where an investee company is performing strongly and a large secondary funding round will help it to accelerate growth, the Manager will, in certain circumstances, seek to secure a partial exit to provide a healthy initial cash return, alongside a retained equity stake in the business. This model was utilised in the 2024 partial exits from MirrorWeb and Novatus Global which, like Summize, had achieved rapid commercial progress. In each of these cases, your Company received significant cash proceeds while retaining an equity interest which has the potential to deliver further returns.

### Portfolio Developments

This has been another year of progress and development across the private equity portfolio, with most companies continuing to deliver revenue growth and meet the operational and financial targets set out in their business plans. Many of the earlier stage growth companies are now establishing strong positions in their respective markets and it is pleasing to report that the valuations of certain companies have been uplifted to reflect the progress that has been achieved. The summary below provides an update on key developments across the private company portfolio.

Specialist training management software provider **Bud Systems** continues to grow strongly, with ARR increasing by more than 140% since your Company first invested in 2022, supported by a doubling in learner numbers and a steady increase in partner organisations using the platform. Bud's technology provides an end-to-end solution that supports independent training providers, universities, colleges and employers to deliver all aspects of apprenticeships and vocational training courses through a single portal. The platform streamlines the full process, helping to reduce administrative tasks, whilst ensuring compliance with specific funding requirements to minimise the risk of fee clawback. The market outlook for Bud remains positive, supported by the Growth and Skills Levy, which replaced the Apprenticeship Levy and provides employers with greater flexibility in training, as well as the ability to support a wider range of courses and programmes.

Graduate education technology specialist **Bright Network** continues to deliver revenue growth and maintain its position as a market leader. With its membership base now in excess of 1.2 million, it is firmly embedded within the undergraduate recruitment ecosystem and was recently named most used graduate platform by final year students, for the second year running, in the *UK Graduate Careers Survey 2025*, conducted by High Fliers. Bright Network maintains an active programme of student engagement, both virtual and in-person, offering a comprehensive range of services and events to support graduates in finding their first professional position. The business continues to develop its partner network and is engaged with over 300 key graduate employers, including Amazon, Barclays, Deloitte, Morgan Stanley and Vodafone. It also maintains a focus on diversity and inclusion and is committed to serving members from all socioeconomic backgrounds. The increasing use of AI in job searches and recruitment has created an opportunity for the business to leverage its deep sector knowledge and technological capabilities to develop a new product. SaaS solution *Bright Apply* utilises AI to help clients identify the most relevant candidates for a position, addressing the impact of AI generated applications and creating a fairer backdrop for recruiters and applicants. Initial feedback has been positive, and *Bright Apply* should represent a new revenue stream in the year ahead.

During the year, automotive ecommerce specialist **Rockar** has made further tangible commercial progress, with several large digital transformation projects underway for key clients. Rockar's market presence continues to grow as its technological know-how and extensive sector expertise enables it to offer a market leading client solution, which consistently outperforms the competition. Rockar's disruptive platform for buying and selling cars online can be tailored to suit a client's needs and integrated within an existing network without the need for additional investment. The business continues to work directly with high profile automotive manufacturers such as BMW, Toyota and Volvo, several of which are undertaking projects to roll out the technology into new geographic markets, which expands Rockar's network and reach. The business continues to deliver profitable growth and with a strong pipeline of new opportunities, the outlook for the year ahead is encouraging.

Carbon reduction and supply chain software specialist **Secaro** (formerly Manufacture 2030) continues to make progress expanding its presence in the ESG technology sector where its platform supports the global commitment by manufacturers to reduce Scope 3 carbon emissions within their supply chains. Secaro's technology offers large corporates the ability to accurately measure, monitor and record the impact of emission reduction strategies throughout their supply chains, helping them to meet the targets set out in the Sustainable Development Goals, whilst also aligning with key initiatives such as the Task Force on Climate-Related Financial Disclosures and Carbon Disclosure Project. The business continues to focus on the pharmaceutical, automotive, consumer and retail sectors, and currently has over 8,000 customers in 89 countries. In December 2025, the business rebranded as Secaro to reflect its broader data management and insight capabilities.

In November 2023, your Company invested in Belfast based **Sensoteq**, an established designer and manufacturer of a range of low powered wireless sensors for the remote monitoring of equipment health in industrial settings to ensure a safer working environment. The sensors monitor and analyse variables such as vibration and temperature on high wear components to assist in scheduling maintenance, reducing energy wastage and minimising unscheduled downtime. Since investment, the business has made good progress, growing revenues, expanding its global footprint and developing its product roadmap. During the year, your Company provided additional capital to enable the business to invest in its technology to enhance existing products and develop new sensors. Sensoteq operates in a large and growing global market and has the potential to deliver scalable growth as it secures new contracts.

In its first year post investment, risk management software specialist **RiskSmart** made impressive progress, with ARR more than doubling driven by a significant expansion of its customer base, which now includes blue chip clients from the legal, financial services, retail and energy sectors. The business has developed a risk management platform that leverages data insight and machine learning to provide real time information to help transform how businesses manage governance, risk and compliance. RiskSmart is led by an ambitious and experienced senior team and has received numerous industry awards recognising the strength of its technology including being named *High Growth Company of the Year* at the Barclays Annual Entrepreneur Awards in November 2025. The business has a clearly defined growth plan and its healthy forward looking pipeline should enable it to maintain momentum in the year ahead.

The need for robust cyber security defences continues to be a critical business requirement and has been further emphasised in recent years following the high profile cyber attacks experienced by several major UK corporates. Against this backdrop, cyber security and resilience specialist **CYSIAM** has experienced another year of strong growth. The business provides cyber security and managed security services to organisations ranging from international governments to SMEs, helping them to build resilience that can withstand the rapidly evolving threat landscape. Having achieved multiple accreditations, CYSIAM is able to work with high security clearance clients. In February 2025, it announced a partnership with Nasdaq listed CrowdStrike, to strengthen cyber resilience across the UK Defence sector supply chain to enable contributing organisations to identify vulnerabilities, respond to incidents and reinforce operations to protect against future attacks. CYSIAM has established a defensible position in a high growth market and is well placed to continue to achieve the financial and strategic objectives within its business plan. In April 2026, the holding in CYSIAM was successfully realised in full. Your Company achieved a total return of 3.6x cost over the life of the investment.

Demand responsive transport software provider **Liftango** has made positive commercial progress this year, achieving a near doubling in ARR. A notable development was the launch of a landmark strategic partnership with São Paulo Transport (SPTTrans) which has the objective of modernising one of the world's largest surface transportation networks supporting a population of over 12 million people, including a fleet of over 13,000 public buses and 4,200 dedicated school and paratransit vehicles. The project has focused on implementing a comprehensive suite of cloud based Intelligent Transportation Systems (ITS) with the aim of significantly expanding service reach and improving passenger capacity without increasing fleet size. In addition, the scope of the programme includes digitalising services for people with disabilities and enhancing tracking and routing for school transportation networks. Liftango is establishing a strong market position as a provider of disruptive transport solutions which offer cost savings alongside core ESG benefits, and it is well positioned to deliver further growth as it secures new contracts and expands its market position in new geographic regions.

As expected with a large portfolio of earlier stage businesses, there are a small number of investee companies that have not achieved their commercial targets and are trading behind plan. In certain cases, this has resulted in valuations being reduced. In addition, the Manager elected not to provide further funding to **Adimo** and **NorthRow**. In both cases, the businesses experienced specific operational challenges and failed to achieve the necessary commercial progress. Despite the best efforts of Maven's portfolio management team to secure solvent sales, these businesses entered administration and the valuations have been written down in full. Whilst this is disappointing, it illustrates the higher risk nature of early stage investment and reinforces the importance of building a large and diversified portfolio in order to spread risk across a broad base of holdings and help protect Shareholder value.

### Environmental, Social and Governance (ESG) Developments

Although your Company's investment policy does not incorporate ESG aims, and portfolio companies are not required to meet any specific targets, Maven recognises the importance of identifying and monitoring ESG matters as part of the investment process. Maven's ESG and Responsible Investment Policy, ensures that ESG risks and opportunities are identified and assessed during early stage due diligence, and can be monitored throughout the period of investment.

All potential investee companies are required to complete an ESG assessment, which provides a comprehensive pre-investment evaluation of the governance of the business, focusing on board composition and culture alongside environmental and social considerations. The assessment also provides the investee company with an opportunity to set targets based on relevant KPIs, which they are encouraged to monitor on an ongoing basis and are also subject to annual review by the Manager.

Whilst good governance has always been a prerequisite for any potential Maven investee company, an increasing number of portfolio holdings are also highly focused on making improvements to the environment, society and local communities. It is encouraging to note the positivity with which many portfolio companies are embracing their corporate responsibility, alongside achieving core commercial objectives.

**Guru Systems** supplies hardware, software and data analytics to improve the performance and cost effectiveness of heat networks. Working with local authorities, housing associations and private developers, both residential and commercial, Guru's technology aligns with the government's decarbonisation strategy whilst also providing valuable cost savings for residents, landlords and tenants. Guru is achieving traction in this emerging market and is well placed to deliver its growth objectives, whilst also having a positive environmental impact.

Sustainable plastic packaging designer and manufacturer **iPac** continues to build a strong position as a leading independent supplier of bespoke packaging solutions, whilst also demonstrating strong ESG credentials. iPac's rPET products are 100% recyclable and manufactured using over 85% recycled content with Prevented Ocean Plastic (POP) materials incorporated into its supply chain, which helps to reduce plastic pollution in the oceans. In November 2025, iPac was named *Trailblazer for 2025* by WIRED Consulting and HSBC Commercial Bank.

This award recognises growth businesses that are redefining industry standards through innovation and positive change, which validates iPac's success as a pioneer of sustainable plastic packaging solutions.

Award winning eco-friendly baby care brand **Pura** continues to increase its sales reach and, during the year, secured new listings for its plastic free nappies and wipes. The business is making good progress in the US where it sells into Walmart, and its online presence continues to build with both Amazon UK and US. The business recently recertified its B Corporation status, which designates it as meeting the highest standards of social and environmental impact. Pura's commitment to wider societal and environmental concerns is also demonstrated through its nappy recycling initiative, *Pura NappiCycle* which has been recycling nappies in Wales for over a decade, recognising the significant impact that disposable nappies have on the environment.

Regtech specialist **Novatus Global** provides advice and solutions to financial services firms, helping them navigate complex regulatory landscapes and fulfil their compliance obligations. Alongside its risk management and compliance expertise, Novatus specialises in ESG integration and due diligence, helping them to embed responsible investment practices and meet sustainability related disclosure requirements. Committed to promoting sustainable business practices, Novatus is also a member of the UK Sustainable Investment and Finance Association. The business continues to deliver good growth and strengthen its market position, and in September 2025 was named *Regulatory Solutions Provider of the Year* at the Global Derivatives Awards.

Maven's ESG steering group includes representatives from all areas of the business and has the core objective of developing and embedding effective ESG practices throughout Maven. The group focuses on setting the strategy for the collation and assessment of ESG data, monitoring regulatory reporting requirements, promoting ESG aims amongst Maven employees and portfolio companies, and overseeing reporting to stakeholders.

Maven continues to prepare for upcoming regulations and monitor compliance with the Sustainability Disclosure Requirements implemented in 2024. The Manager is aware of the Task Force on Climate-Related Financial Disclosures, the International Financial Reporting Standards regulations and the upcoming UK Sustainability Reporting Standards and is actively preparing for compliance given the increasing likelihood that your Company may be required to report under these regulatory regimes.

### Treasury Management

During the year, several new permitted non-qualifying investments were completed for treasury management purposes, the details of which can be found in the Investments table on pages 29 to 31 of this Annual Report. At the year end, your Company had £10 million invested across 10 OEICs and MMFs, which provide an income return close to the Bank of England's base rate with low capital risk and daily liquidity. In addition, your Company had a further £4.9 million invested in London Stock Exchange listed investment trusts, diversified across private equity, infrastructure and other asset classes. These investment trusts provide an average income yield of 3.5% and have a strong track record of capital growth. The composition of the treasury management portfolio is under close and regular review by the Manager, adapting to the changes in your Company's liquidity position and reflecting changes in the wider market. Maven's approach to treasury management is now well established and ensures that your Company remains fully compliant with the Nature of Income conditions, whilst also generating a healthy stream of income from the portfolio of treasury management holdings and uninvested cash.

### New Investments

During the period under review, three new private companies were added to the portfolio. These businesses operate in dynamic market sectors across the UK and add further sectoral diversity to the portfolio.



**Digilytics** is a provider of an AI enabled solution that automates loan application processing. The platform uses machine learning and large language models to read and extract data from key documents such as payslips, bank statements and utility bills, ensuring consistency and completeness. It then evaluates the application against eligibility criteria and affordability metrics, while also screening for potential fraud. Digilytics helps lenders reduce costs and error rates, whilst improving the response time for applicants. The funding from the Maven VCTs is being used to support the sales and marketing function and invest in product development. The near term objective is to launch in the US, where there is an identified market opportunity.

## FITR

**FITR** is a developer of remote fitness coaching software that helps personal trainers to manage and scale their business through a fully customisable white label app. The platform allows trainers to manage their business through a simple portal with applications to cover all aspects of their business from setting tailored programmes, monitoring client progress, handling enquiries, managing social media and marketing, making bookings and collecting payments. The online remote coaching market continues to experience good growth, driven by the increasing popularity of international fitness events such as Hyrox, CrossFit and IronMan, coupled with a client's preference to train at home or at a time that suits them. FITR is achieving traction in this growth market with over 100,000 users. It is also the official software coach for Hyrox trainers and gyms. The funding from the Maven VCTs is being used to invest in technology to help expedite the product roadmap, whilst also increasing sales and marketing resource to enhance the social media presence in order to help drive sales.



**PowerPhotonic** is an established designer and manufacturer of a wide range of precision micro-optics products for use within lasers. Using proprietary manufacturing processes and equipment, the company designs and manufactures high quality wafer-scale freeform optics with advanced properties that are designed for application in three core markets, the largest of which is the defence sector. The business is also expanding its presence in the life sciences sector, with applications in precision medical devices and instrumentation as well as advanced manufacturing where it focuses on beam shapers to make industrial processes more efficient. With strong levels of intellectual property PowerPhotonic has a defensible market position and the funding from the Maven VCTs is being used to support growth by facilitating the expansion of the sales and marketing team to help increase revenues and extend its UK and US presence.

In addition, your Company gained a small equity stake in specialist IT managed services provider **Kube Networks** following an all-share transaction to acquire the legacy holding in **ISN Solutions**. This was the first transaction Kube completed as part of its buy and build strategy, and it provides ISN with the opportunity to grow as part of a larger business.

A small position was also taken in AIM quoted **KRM22**, a provider of global risk management services to capital markets.

The table below shows the investments that have been completed during the period:

Investments	Date	Sector	Investment cost £'000
<b>New unlisted</b>			
Arimon Limited (trading as Digilytics) <sup>1</sup>	March & June 2025	Software & technology	484
FITR. Holdings Limited	October 2025	Software & technology	348
Kerrera TopCo Limited (trading as Kube Networks) <sup>2</sup>	April 2025	Software & technology	76
PowerPhotonic Limited	June 2025	Industrials & engineering	325
<b>Total new unlisted</b>			<b>1,233</b>

Investments	Date	Sector	Investment cost £'000
<b>Follow-on unlisted</b>			
Alderley Lighthouse Labs Limited <sup>3</sup>	May & October 2025	Pharmaceuticals, biotechnology & healthcare	349
AMufacture Limited	May 2025	Industrials & engineering	124
Automated Analytics Limited	August 2025	Marketing & advertising technology	104
DiffusionData Limited	March 2025	Software & technology	36
Fixtuur Limited <sup>3</sup>	May & October 2025	Software & technology	116
Laverock Therapeutics Limited	June 2025	Pharmaceuticals, biotechnology & healthcare	124
Liftango Limited	April 2025	Software & technology	6
mypura.com Group Limited (trading as Pura) <sup>4</sup>	June, November & December 2025	Business services	130
Plyable Limited <sup>5</sup>	March, August, September, October, November & December 2025	Software & technology	357
Reed Thermoformed Packaging Limited (trading as iPac Packaging Innovations)	February 2026	Business services	75
Relative Insight Limited	June 2025	Marketing & advertising technology	61
RevLifter Limited	March 2025	Marketing & advertising technology	16
RiskSmart Limited	November 2025	Software & technology	294
Sensoteq Limited <sup>3</sup>	March & October 2025	Software & technology	303
Summize Limited	January 2026	Software & technology	399
The Algorithm People Limited (trading as Optimize)	April 2025	Software & technology	22
Zinc Digital Business Solutions Limited <sup>3</sup>	March & December 2025	Software & technology	210
<b>Total follow-on unlisted</b>			<b>2,726</b>
<b>Total unlisted</b>			<b>3,959</b>
<b>New AIM quoted</b>			
KRM22 PLC	November 2025	Business services	202
<b>Total new AIM quoted</b>			<b>202</b>
<b>Follow-on AIM quoted</b>			
GENinCode PLC <sup>3</sup>	March 2025 & February 2026	Pharmaceuticals, biotechnology & healthcare	249
<b>Total follow-on AIM quoted</b>			<b>249</b>
<b>Total AIM quoted</b>			<b>451</b>

Investments	Date	Sector	Investment cost £'000
<b>Real estate investment trusts<sup>6</sup></b>			
Land Securities Group PLC	May 2025	Investment trust	107
Tritax BigBox REIT PLC	May 2025	Investment trust	153
<b>Total real estate investment trusts</b>			<b>260</b>
<b>Infrastructure investment trust<sup>6</sup></b>			
Foresight Solar Fund Limited	May 2025	Investment trust	124
<b>Total infrastructure investment trust</b>			<b>124</b>
<b>Total investments completed during the year</b>			<b>4,794</b>
<b>Money market funds<sup>6</sup></b>			
Aviva Investors Sterling Government Liquidity Fund (Class 3)	April 2025	Money market fund	1,000
Aviva Investors Sterling Liquidity Fund (Class 3)	January 2026	Money market fund	1,000
Fidelity Institutional Liquidity Sterling Fund (Class F)	March 2025	Money market fund	500
Goldman Sachs Sterling Government Liquid Reserves Ireland (Institutional)	January 2026	Money market fund	1,000
<b>Total money market funds<sup>7</sup></b>			<b>3,500</b>
<b>Total investments completed during the year including cash equivalents</b>			<b>8,294</b>

<sup>1</sup> Investment completed in two tranches.

<sup>2</sup> Your Company gained an equity holding in Kerrera TopCo Limited (trading as Kube Networks Limited) as a result of an all share transaction to acquire ISN Solutions Group Limited.

<sup>3</sup> Follow-on investment completed in two tranches.

<sup>4</sup> Follow-on investment completed in three tranches.

<sup>5</sup> Follow-on investment completed in six tranches.

<sup>6</sup> Investments completed as part of the treasury management strategy.

<sup>7</sup> Money market funds have been reclassified as a cash equivalent.

At the period end, the portfolio comprised of 114 unlisted and quoted investments at a total cost of £48.8 million excluding cash equivalents.

## Realisations

The table below provides details of all the realisations that have completed during the reporting period including the exits from **Horizon Ceremonies** and **DPP**, which provided a meaningful increase in cash resources and supported the payment of the two, previously announced, interim dividends.

In April 2025, **ISN Solutions** was realised through an all-share transaction by specialist IT managed services provider Kube Networks, as part of its buy and build strategy. This provides the opportunity for ISN to grow as part of a larger business and, as a result of this transaction, your Company received an equity holding in Kube Networks.

In February 2026, the exit from fintech **Delio** also completed, with a sale to a US private equity buyer. Although only a partial recovery was achieved on this investment, this reflects a significant effort from Maven's portfolio team to achieve a return from this challenging investment.

Realisations	Year first invested	Complete/partial exit	Cost of shares disposed of £'000	Value at 28 February 2025 £'000	Sales proceeds £'000	Realised gain/(loss) £'000	Gain/(loss) over 28 February 2025 value £'000
<b>Unlisted</b>							
Delio Limited	2019	Complete	882	882	614	(268)	(268)
Ensco 969 Limited (trading as DPP) <sup>1</sup>	2013	Complete	557	780	1,155	598	375
Horizon Ceremonies Limited (trading as Horizon Cremation) <sup>2</sup>	2017	Complete	988	1,928	1,805	817	(123)
ISN Solutions Group Limited <sup>3</sup>	2014	Complete	323	84	76	(247)	(8)
QikServe Limited <sup>4</sup>	2016	Complete	-	-	90	90	90
Summize Limited	2022	Partial	319	1,042	1,152	833	110
Others			-	-	3	3	3
<b>Total unlisted</b>			<b>3,069</b>	<b>4,716</b>	<b>4,895</b>	<b>1,826</b>	<b>179</b>
<b>AIM quoted</b>							
GENinCode PLC	2020	Partial	73	37	42	(31)	5
<b>Total AIM quoted</b>			<b>73</b>	<b>37</b>	<b>42</b>	<b>(31)</b>	<b>5</b>
<b>Private equity investment trust<sup>5</sup></b>							
Apax Global Alpha Limited	2016	Complete	121	107	131	10	24
<b>Total private equity investment trust</b>			<b>121</b>	<b>107</b>	<b>131</b>	<b>10</b>	<b>24</b>
<b>Infrastructure investment trust<sup>5</sup></b>							
BBGI Global Infrastructure SA	2023	Complete	220	218	219	(1)	1
<b>Total infrastructure investment trust</b>			<b>220</b>	<b>218</b>	<b>219</b>	<b>(1)</b>	<b>1</b>
<b>Real estate investment trust<sup>5</sup></b>							
Care REIT PLC	2023	Complete	114	91	125	11	34
<b>Total real estate investment trust</b>			<b>114</b>	<b>91</b>	<b>125</b>	<b>11</b>	<b>34</b>
<b>Total realisations completed during the year</b>			<b>3,597</b>	<b>5,169</b>	<b>5,412</b>	<b>1,815</b>	<b>243</b>

Realisations	Year first invested	Complete/partial exit	Cost of shares disposed of £'000	Value at 28 February 2025 £'000	Sales proceeds £'000	Realised gain/(loss) £'000	Gain/(loss) over 28 February 2025 value £'000
<b>Money market fund<sup>5</sup></b>							
Goldman Sachs Sterling Government Liquid Reserves Ireland (Institutional)	2023	Complete	1,000	1,000	1,000	-	-
<b>Total money market fund<sup>6</sup></b>			<b>1,000</b>	<b>1,000</b>	<b>1,000</b>	<b>-</b>	<b>-</b>
<b>Total realisations completed during the year including cash equivalents</b>			<b>4,597</b>	<b>6,169</b>	<b>6,412</b>	<b>1,815</b>	<b>243</b>

<sup>1</sup> Redemption of loan notes excludes further redemption premium and yield received of £47,468, which is disclosed as revenue for financial reporting purposes.

<sup>2</sup> Redemption of loan notes excludes further redemption premium and yield received of £156,808, which is disclosed as revenue for financial reporting purposes.

<sup>3</sup> Your Company gained an equity holding in Kerrera TopCo Limited (trading as Kube Networks Limited) as a result of an all share transaction to acquire ISN Solutions Group Limited.

<sup>4</sup> Deferred consideration following the sale in September 2024.

<sup>5</sup> Realisations completed as part of the treasury management strategy.

<sup>6</sup> Money market funds have been reclassified as a cash equivalent.

During the year, one private company was struck off the Register of Companies, resulting in a total realised loss of £63,000 (cost £63,000). This had no effect on the NAV of the Company as a full provision had previously been taken against the cost of the investment in a previous period.

### Material Developments Since the Period End

Since 28 February 2026, one new private company has been added to the portfolio:

- **Esk Film Services** (Esk) is a B2B provider of technology enabled entertainment services that focus on producing high-end live experiences for blue chip brands such as Netflix, Paramount and BAFTA. The business specialises in licensing IP from rightsholders and transforming it into high impact live entertainment formats including theatre, film in concert and gaming related performances. Since inception in 2022, Esk has delivered over 550 shows worldwide and is gaining a strong reputation for successfully executing large scale live productions. The funding from the Maven VCTs is being used to develop Esk's marketing function to help the business expand its market presence, as growth to date has been achieved without any external funding, and to further develop its IP, ensuring it continues to differentiate itself from the competition whilst also creating an additional tech-based revenue stream.

### Outlook

Although the economic outlook remains uncertain, your Company has good levels of liquidity and is well placed to continue to progress its investment strategy. In the year ahead, the Manager will focus on further expanding the portfolio in size and scale through the selective addition of entrepreneurial and ambitious growth businesses that have the ability to achieve scale in the medium term and attract a premium valuation at exit. The current pipeline of new opportunities is encouraging, and the Manager is optimistic that there will be a good level of new investment in the first half of the year. There continues to be a high level of M&A activity across the private equity portfolio, and the Manager will progress those exits that provide the opportunity to optimise Shareholder value and maintain a programme of regular dividend payments.

**Maven Capital Partners UK LLP**  
**Manager**

**2 June 2026**

## LARGEST INVESTMENTS BY VALUATION

AS AT 28 FEBRUARY 2026



### Bud Systems

[bud.co.uk](http://bud.co.uk)

Learning & development/recruitment technology

Cost (£'000)	<b>846</b>
Valuation (£'000)	<b>2,208</b>
Basis of valuation	<b>Revenue</b>
Equity held	<b>4.7%</b>
Income received to date (£'000) <sup>1</sup>	<b>Nil</b>
First invested	<b>September 2022</b>
Year end	<b>31 December</b>

	2024 (£'000)	2023 (£'000)
Net assets	<b>4,183</b>	<b>4,410</b>

This company produces abridged accounts as permitted under the Companies Act 2006 relating to small companies.

Bud Systems is a provider of a comprehensive learning management solution for apprenticeship training providers, capable of managing their entire process from initial enrolment to final assessment. Its SaaS offering helps organisations deliver high quality training whilst improving the visibility of progress and performance. Key to the offering is Bud's end to end approach designed to bring together learners, training providers and employers and support the process while ensuring reporting and regulatory compliance.



**Summize**

### Summize

[summize.com](http://summize.com)

Software & technology (legal)

Cost (£'000)	<b>876</b>
Valuation (£'000)	<b>2,126</b>
Basis of valuation	<b>Offer</b>
Equity held	<b>2.9%</b>
Income received to date (£'000) <sup>1</sup>	<b>Nil</b>
First invested	<b>October 2022</b>
Year end	<b>30 June</b>

	2025 (£'000)	2024 <sup>2</sup> (£'000)
Net assets	<b>1,362</b>	<b>3,551</b>

This company produces abridged accounts as permitted under the Companies Act 2006 relating to small companies.

Summize is a provider of digital contracting software for legal firms and corporate departments that uses AI-powered technology to address the increasing need to digitalise the contract lifecycle, aiming to streamline the process of creating and reviewing contracts. The cloud-based product integrates with Microsoft Word, Teams, Slack and DocuSign to improve collaboration between legal and business users and better manage contracts and commercial risks.



## Bright Network

brightnetwork.co.uk

Learning & development/recruitment technology

Cost (£'000)	<b>1,164</b>
Valuation (£'000)	<b>1,978</b>
Basis of valuation	<b>Revenue</b>
Equity held	<b>6.9%</b>
Income received to date (£'000) <sup>1</sup>	<b>Nil</b>
First invested	<b>July 2018</b>
Year end	<b>31 March</b>

	2025 (£'000)	2024 (£'000)
Net assets	<b>6,760</b>	<b>7,871</b>

This company produces abridged accounts as permitted under the Companies Act 2006 relating to small companies.

Bright Network is an HR technology business which operates a platform which enables leading employers to identify and recruit high quality graduates and young professionals. Revenues are generated from a combination of graduate focused careers events, digital recruitment and recruitment process outsourcing. The business is investing in new product opportunities designed to expand the total addressable market and drive further revenue growth. Chief among these is the *Bright Apply* platform, a new SaaS product that aims to help clients efficiently identify the most relevant candidates and provide protection from the impact of excessive AI driven applications, providing a smarter and fairer foundation for hiring efficiently and at scale.



## Rockar

rockartech.com

Software & technology (fulfilment technology)

Cost (£'000)	<b>948</b>
Valuation (£'000)	<b>1,818</b>
Basis of valuation	<b>Earnings</b>
Equity held	<b>4.2%</b>
Income received to date (£'000)	<b>109</b>
First invested	<b>July 2016</b>
Year end	<b>31 December</b>

	2024 (£'000)	2023 (£'000)
Sales	<b>9,617</b>	<b>8,081</b>
EBITDA <sup>3</sup>	<b>2,824</b>	<b>2,072</b>
Net assets	<b>4,665</b>	<b>4,102</b>

Rockar is leading the worldwide adoption of a digital sales journey for the automotive sector, using its sophisticated proprietary software platform based on microservices architectural technology. It is working with global automotive Original Equipment Manufacturers (OEMs) to develop a digital, omnichannel and immersive solution that enables end users to select, configure, and finance the purchase of their car through a seamless online journey. The platform also allows OEM clients to exercise more control over the marketing and sale of their products.



## Secaro (formerly Manufacture 2030)

secaro.io

Software & technology (data analytics)

Cost (£'000)	<b>922</b>
Valuation (£'000)	<b>1,567</b>
Basis of valuation	<b>Offer</b>
Equity held	<b>5.9%</b>
Income received to date (£'000) <sup>1</sup>	<b>Nil</b>
First invested	<b>March 2023</b>
Year end	<b>31 December</b>

	2024 (£'000)	2023 (£'000)
Net liabilities	<b>(2,104)</b>	<b>(104)</b>

This company produces abridged accounts as permitted under the Companies Act 2006 relating to small companies.

Secaro is a developer of a specialist software reporting platform that works with some of the world's largest manufacturing businesses to help them achieve a reduction in the environmental footprint within their global supply chains. Secaro provides software reporting tools that enable companies to measure, manage and reduce carbon emissions. In December 2025, the business rebranded as Secaro.



## Sensoteq

sensoteq.com

Software & technology (specialist manufacturing)

Cost (£'000)	<b>1,000</b>
Valuation (£'000)	<b>1,456</b>
Basis of valuation	<b>Revenue</b>
Equity held	<b>7.8%</b>
Income received to date (£'000) <sup>1</sup>	<b>Nil</b>
First invested	<b>November 2023</b>
Year end	<b>31 March</b>

	2025 (£'000)	2024 (£'000)
Net assets	<b>1,356</b>	<b>1,628</b>

This company produces abridged accounts as permitted under the Companies Act 2006 relating to small companies.

Sensoteq is a manufacturer of wireless condition monitoring sensors which help to track critical parameters such as temperature and vibration on high wear components in a wide range of industrial applications globally. The technology removes the need for manual inspection and allows remote monitoring of production equipment in some of the harshest industrial environments, thus enabling customers to avoid costly and disruptive downtime on critical equipment.

# RiskSmart

## RiskSmart

risksmart.co.uk

Software & technology (regtech)

Cost (£'000)	<b>493</b>
Valuation (£'000)	<b>1,443</b>
Basis of valuation	<b>Revenue</b>
Equity held	<b>3.8%</b>
Income received to date (£'000) <sup>1</sup>	<b>Nil</b>
First invested	<b>November 2024</b>
Year end	<b>31 December</b>

	2024 (£'000)	2023 (£'000)
Net assets	<b>1,510</b>	<b>498</b>

This company produces abridged accounts as permitted under the Companies Act 2006 relating to small companies.

RiskSmart is a developer of a governance, risk and compliance platform which targets mid-market organisations that have typically been underserved, as other market solutions tend to be overly complicated and expensive compared to the needs of smaller enterprise businesses. The platform leverages data insights and machine learning to provide real time information to help transform how businesses manage governance, risk and compliance, and it is integrated with other business systems which simplifies installation.

# ZiNC

SYSTEMS

## Zinc

zinc.systems

Software & technology (security)

Cost (£'000)	<b>1,011</b>
Valuation (£'000)	<b>1,412</b>
Basis of valuation	<b>Revenue</b>
Equity held	<b>10.6%</b>
Income received to date (£'000) <sup>1</sup>	<b>Nil</b>
First invested	<b>June 2022</b>
Year end	<b>31 August</b>

	2025 (£'000)	2024 (£'000)
Net assets	<b>4,365</b>	<b>4,365</b>

This company produces abridged accounts as permitted under the Companies Act 2006 relating to small companies.

Zinc is a SaaS solutions provider specialising in critical incident management for the real estate, security & FM and retail sectors. Operating in the growing global incident and emergency event market, with increasing demand for crisis management solutions. Zinc's products support leading private and government organisations to optimise decision making, mitigate risk and streamline business processes. Its client base includes Amazon Studios, Canary Wharf Group and Next.

## CYSIAM

### CYSIAM

cysiam.com

Software and technology (cyber security)

Cost (£'000)	<b>373</b>
Valuation (£'000)	<b>1,259</b>
Basis of valuation	<b>Revenue</b>
Equity held	<b>6.0%</b>
Income received to date (£'000) <sup>1</sup>	<b>Nil</b>
First invested	<b>December 2021</b>
Year end	<b>30 November</b>

	2025 (£'000)	2024 (£'000)
Net assets	<b>2,350</b>	<b>1,386</b>

This company produces abridged accounts as permitted under the Companies Act 2006 relating to small companies.

CYSIAM is a provider of cyber security advice, training, and managed services in secure technology systems. CYSIAM offers deep technical expertise and operational support to organisations across the public and private sectors, which have experienced significant increases in cyber crime, accelerated by disruption and changing working patterns throughout the pandemic.

<sup>1</sup> No interest is payable as the investment has been structured as all equity.

<sup>2</sup> Accounts restated.

<sup>3</sup> Earnings before interest, tax, depreciation and amortisation.

The Company has invested alongside Maven Income and Growth VCT 3 PLC, Maven Income and Growth VCT 4 PLC and Maven Income and Growth VCT 5 PLC in the companies listed on pages 40 to 43.

Maven Renovar VCT PLC is also invested in Secaro.

Maven Investor Partners are also invested in Bright Network, Secaro, RiskSmart, Summize, HCS and CYSIAM.



### HCS

hcs-control-systems.com

Industrials & engineering

Cost (£'000)	<b>846</b>
Valuation (£'000)	<b>1,246</b>
Basis of valuation	<b>Earnings</b>
Equity held	<b>6.9%</b>
Income received to date (£'000)	<b>295</b>
First invested	<b>December 2012</b>
Year end	<b>31 December</b>

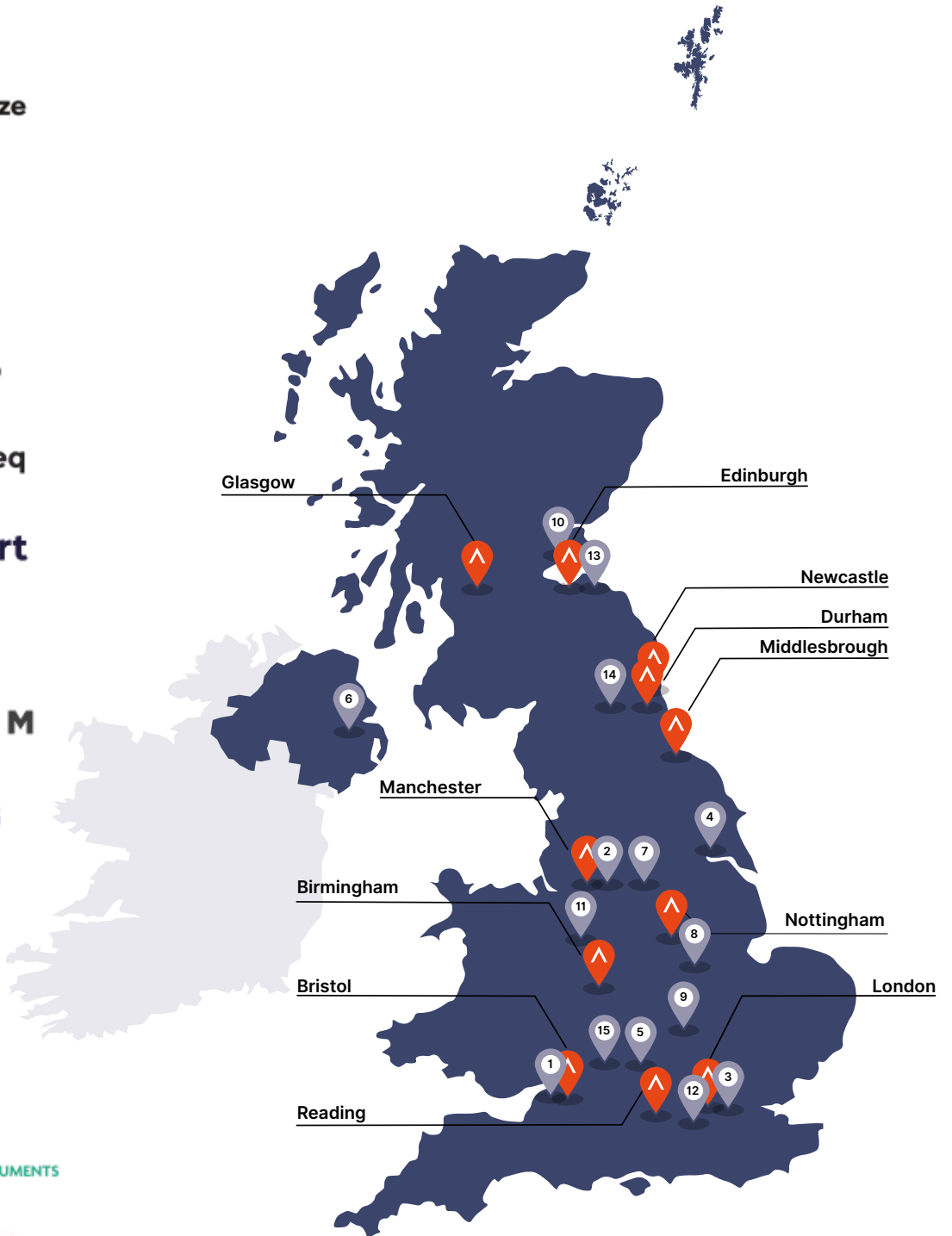
	2024 (£'000)	2023 (£'000)
Sales	<b>24,895</b>	<b>27,665</b>
EBITDA <sup>3</sup>	<b>4,334</b>	<b>6,030</b>
Net liabilities	<b>(10,572)</b>	<b>(12,239)</b>

HCS is a provider of mechanical, hydraulic and electrical systems for the global energy industry. The company manufactures, assembles and services control systems, and provides offshore manpower, equipment rental, maintenance and storage to oil & gas operators. HCS operates from facilities in Glenrothes, Aberdeen and Perth, Australia. It has a reputation for delivering fast track design and manufacture, in addition to supporting the full asset lifecycle of maintenance, servicing and testing of high-quality topside and subsea control systems for a global blue-chip customer base that includes Oceaneering, OneSubsea and TechnipFMC.

# NATIONAL PRESENCE | REGIONAL FOCUS

 15 LARGEST INVESTMENTS BY VALUATION

 MAVEN OFFICES



# INVESTMENT PORTFOLIO SUMMARY

## AS AT 28 FEBRUARY 2026

Investment	Valuation £'000	Cost £'000	% of total assets	% of equity held	% of equity held by other clients <sup>1</sup>
<b>Unlisted</b>					
Bud Systems Limited	2,208	846	3.2	4.7	13.0
Summize Limited	2,126	876	3.1	2.9	25.9
Bright Network (UK) Limited	1,978	1,164	2.9	6.9	32.2
Rockar 2016 Limited (trading as Rockar)	1,818	948	2.7	4.2	15.3
2 Degrees Limited (trading as Secaro) <sup>2</sup>	1,567	922	2.3	5.9	45.6
Sensoteq Limited	1,456	1,000	2.1	7.8	23.8
RiskSmart Limited	1,443	493	2.1	3.8	46.8
Zinc Digital Business Solutions Limited	1,412	1,011	2.1	10.6	39.2
CYSIAM Limited	1,259	373	1.8	6.0	21.7
HCS Control Systems Group Limited	1,246	846	1.8	6.9	29.6
mypura.com Group Limited (trading as Pura)	1,214	628	1.8	2.8	23.8
Novatus Global Limited <sup>3</sup>	1,115	238	1.6	1.4	2.8
Liftango Group Limited	1,092	895	1.6	4.1	31.6
Martel Instruments Holdings Limited	1,058	807	1.6	14.9	29.3
Plyable Limited	1,003	1,003	1.5	15.2	42.5
Precursive Limited	1,000	1,000	1.5	6.8	27.7
Hublsoft Group Limited	969	786	1.4	5.5	18.3
Automated Analytics Limited	889	354	1.3	3.0	33.8
Enpal Limited (trading as Guru Systems)	888	888	1.3	7.5	14.1
Blackdot Solutions Limited	871	696	1.3	2.1	10.1
Biorelate Limited	866	555	1.3	2.7	24.9
Filtered Technologies Limited	860	725	1.3	4.1	21.3
Nano Interactive Group Limited	842	727	1.2	4.0	11.9
Horizon Technologies Consultants Limited	828	796	1.2	5.5	11.7
Relative Insight Limited	820	820	1.2	4.2	26.6
Vodat Communications Group (VCG) Holding Limited	749	567	1.1	5.0	26.9
BioAscent Discovery Limited	734	174	1.1	4.4	35.6
Reed Thermoformed Packaging Limited (trading as iPac Packaging Innovations)	734	522	1.1	2.6	26.2
Laverock Therapeutics Limited	721	721	1.1	2.5	6.9
MirrorWeb Holdings LLC <sup>4</sup>	708	708	1.0	1.0	3.7
WaterBear Education Limited	704	245	1.0	5.1	34.1
Metrion Biosciences Limited	696	696	1.0	5.1	13.1
CODILINK UK Limited (trading as Coniq)	675	450	1.0	1.3	3.6
Arimon Limited (trading as Digilytics)	605	484	0.9	3.5	14.4
Alderley Lighthouse Labs Limited	598	598	0.9	8.4	59.1
McKenzie Intelligence Services Limited	481	159	0.7	1.6	14.0

Shaded line indicates that the investment was completed pre November 2015.

**AS AT 28 FEBRUARY 2026**

Investment	Valuation £'000	Cost £'000	% of total assets	% of equity held	% of equity held by other clients <sup>1</sup>
<b>Unlisted (continued)</b>					
Whiterock Group Limited	470	470	0.7	8.1	29.8
Connected Data Company Limited	423	423	0.6	3.9	11.8
AMufacture Limited	394	385	0.6	6.8	21.8
ebb3 Limited	356	252	0.5	5.7	64.9
Fixtuur Limited	355	1,000	0.5	8.1	59.0
FITR. Holdings Limited	348	348	0.5	3.0	9.8
The Algorithm People Limited (trading as Optimize)	348	163	0.5	1.9	13.3
HiveHR Limited	346	346	0.5	4.4	40.2
Kani Payments Holdings Limited	336	336	0.5	2.0	12.8
PowerPhotonic Limited	325	325	0.5	2.7	19.0
Snappy Shopper Limited	309	309	0.5	0.4	1.3
Growth Capital Ventures Limited	300	288	0.4	5.3	42.1
iAM Compliant Limited	246	149	0.4	1.9	47.2
Cat Tech International Limited	238	206	0.3	-	-
Zing TopCo Limited (trading as Zing)	185	185	0.3	4.9	42.8
Boomerang Commerce Inc (trading as CommercelQ) <sup>5</sup>	177	451	0.3	0.1	0.4
XR Games Limited	174	515	0.3	1.7	59.3
RevLifter Limited	116	116	0.2	1.5	42.8
Kerrera TopCo Limited (trading as Kube Networks) <sup>6</sup>	76	76	0.1	1.9	30.4
TC Communications Holdings Limited	76	413	0.1	4.1	31.2
DiffusionData Limited	52	1,000	0.1	4.8	16.5
C4X Discovery Holdings PLC <sup>7</sup>	28	40	-	0.1	0.8
Other unlisted investments	29	6,575	-		
<b>Total unlisted</b>	<b>43,940</b>	<b>39,092</b>	<b>64.5</b>		
<b>AIM/AQSE quoted</b>					
GENinCode PLC	215	733	0.3	6.3	12.3
KRM22 PLC	182	202	0.3	1.4	1.2
Cambridge Cognition Holdings PLC	65	62	0.1	0.4	3.5
Arecor Therapeutics PLC	52	167	0.1	0.2	2.4
Hardide PLC	46	80	0.1	0.2	4.5
Eden Research PLC	35	59	-	0.2	4.3
Avacta Group PLC	29	7	-	-	-
Vianet Group PLC	20	37	-	0.1	1.3
Gelion PLC	15	120	-	-	0.1
Seen PLC	11	148	-	0.3	0.5
Other AIM/AQSE investments	36	2,018	0.1		
<b>Total AIM/AQSE quoted</b>	<b>706</b>	<b>3,633</b>	<b>1.0</b>		

**AS AT 28 FEBRUARY 2026**

Investment	Valuation £'000	Cost £'000	% of total assets	% of equity held	% of equity held by other clients <sup>1</sup>
<b>Private equity investment trusts<sup>8</sup></b>					
Patria Private Equity Trust PLC	538	348	0.8	0.1	0.2
HgCapital Trust PLC	530	434	0.8	-	0.1
ICG Enterprise Trust PLC	487	343	0.7	0.1	0.2
HarbourVest Global Private Equity Limited	405	194	0.6	-	-
Pantheon International PLC	391	307	0.6	-	-
NB Private Equity Partners Limited	374	430	0.5	0.1	0.2
CT Private Equity Trust PLC	368	276	0.5	0.1	0.3
Partners Group Private Equity Limited	111	110	0.2	-	0.1
Caledonia Investments PLC	98	100	0.2	0.1	0.1
<b>Total private equity investment trusts</b>	<b>3,302</b>	<b>2,542</b>	<b>4.9</b>		
<b>Global equity investment trust<sup>8</sup></b>					
Alliance Witan PLC	309	280	0.5	-	-
<b>Total global equity investment trust</b>	<b>309</b>	<b>280</b>	<b>0.5</b>		
<b>Real estate investment trusts<sup>8</sup></b>					
Tritax BigBox REIT PLC	182	153	0.2	-	-
Land Securities Group PLC	113	107	0.2	-	-
<b>Total real estate investment trusts</b>	<b>295</b>	<b>260</b>	<b>0.4</b>		
<b>Infrastructure investment trusts<sup>8</sup></b>					
Pantheon Infrastructure PLC	376	270	0.6	0.1	0.2
3i Infrastructure PLC	272	250	0.4	-	-
International Public Partnerships Limited	130	140	0.2	-	-
Foresight Solar Fund Limited	103	124	0.2	-	0.1
Foresight Environmental Infrastructure Limited	89	150	-	-	0.1
<b>Total infrastructure investment trusts</b>	<b>970</b>	<b>934</b>	<b>1.4</b>		
<b>Open-ended investment companies<sup>8</sup></b>					
Royal London Short Term Fixed Income Fund (Class Y Income)	1,010	1,018	1.5	0.1	0.2
Royal London Short Term Money Market Fund (Class Y Income)	1,004	1,010	1.5	-	0.1
<b>Total open-ended investment companies</b>	<b>2,014</b>	<b>2,028</b>	<b>3.0</b>		
<b>Total investments</b>	<b>51,536</b>	<b>48,769</b>	<b>75.7</b>		

**AS AT 28 FEBRUARY 2026**

Investment	Valuation £'000	Cost £'000	% of total assets	% of equity held	% of equity held by other clients <sup>1</sup>
<b>Money market funds<sup>8</sup></b>					
abrdn Liquidity Fund (Lux) - Sterling Fund K-1 Inc GBP	1,000	1,000	1.5	-	-
Aviva Investors Sterling Government Liquidity Fund (Class 3)	1,000	1,000	1.5	-	0.1
Aviva Investors Sterling Liquidity Fund (Class 3)	1,000	1,000	1.5	-	-
BlackRock Institutional Sterling Liquidity Fund (Core)	1,000	1,000	1.5	-	-
BlackRock Institutional Sterling Government Liquidity Fund (Core Dis)	1,000	1,000	1.5	-	0.1
Fidelity Institutional Liquidity Sterling Fund (Class F)	1,000	1,000	1.4	0.1	0.1
HSBC Sterling Liquidity Fund (Class A)	1,000	1,000	1.4	-	-
Goldman Sachs Sterling Government Liquid Reserves Ireland (Institutional)	1,000	1,000	1.4	0.4	1.3
<b>Total money market funds<sup>9</sup></b>	<b>8,000</b>	<b>8,000</b>	<b>11.7</b>		
<b>Total investments including cash equivalents</b>	<b>59,536</b>	<b>56,769</b>	<b>87.4</b>		

<sup>1</sup> Other clients of Maven Capital Partners UK LLP.

<sup>2</sup> Formerly trading as Manufacture 2030.

<sup>3</sup> This holding reflects the retained minority interest following the sale in September 2024.

<sup>4</sup> This holding represents the retained minority interest following the partial sale of the holding in MirrorWeb Limited in August 2024, with a proportion of the proceeds being re-invested in the new entity, MirrorWeb Holdings LLC.

<sup>5</sup> This holding reflects the retained minority interest following the sale of e.fundamentals (Group) Limited to CommerceIQ in July 2022.

<sup>6</sup> Your Company gained an equity holding in Kerrera TopCo Limited (trading as Kube Networks Limited) as a result of an all share transaction to acquire ISN Solutions Group Limited.

<sup>7</sup> This company delisted from AIM during a previous period.

<sup>8</sup> Treasury management portfolio.

<sup>9</sup> Money market funds have been reclassified as a cash equivalent.

# DIRECTORS' REPORT

**The Directors submit their Annual Report together with the audited Financial Statements of the Company for the year ended 28 February 2026. A summary of the financial results for the year can be found in the Financial Highlights on pages 4 and 5. The Investment Objective and Investment Policy are set out in the Business Report on page 15 and the Board's approach to dividends is summarised in the Chairman's Statement on page 11.**

## Principal Activity and Status

The Company's affairs have been conducted, and will continue to be conducted, in a manner to satisfy the conditions to enable it to continue to obtain approval as a VCT under Section 274 of the Income Tax Act 2007.

During the year, the Company maintained its membership of the AIC, and its Ordinary Shares are listed on the London Stock Exchange. Further details are provided in the Corporate Summary.

## Regulatory Status

The Company is a small registered, internally managed alternative investment fund under the AIFMD. As a VCT, pursuant to Section 274 of the Income Tax Act 2007, the rules of the FCA in relation to non-mainstream investment products do not apply to the Company.

## Going Concern

The Company's business activities, together with the factors likely to affect its future development and performance, are set out in this Directors' Report and within the Strategic Report. The financial position of the Company is described in the Chairman's Statement. In addition, Note 16 to the Financial Statements includes: the Company's objectives, policies and processes for managing its financial risks; details of its financial instruments; and its exposures to market price risk, interest rate risk, liquidity risk, credit risk and price risk sensitivity. The Directors believe that the Company is well placed to manage its business risks.

The Directors have considered the principal political and economic factors relevant to the Company's future, including the stability of the VCT scheme, potential changes in government policy and the wider regulatory environment. They have also assessed macroeconomic conditions such as inflation, interest rates and the availability of growth capital, alongside geopolitical factors including ongoing conflicts affecting energy prices, trade tensions influencing supply chain reliability and heightened global security risk impacting market sentiment. Following a detailed review, the Directors have a reasonable expectation that the Company has adequate financial resources to enable it to continue in operational existence for the foreseeable future and, for at least the next 12 months from the date of the approval of this Annual Report. Accordingly, they have continued to adopt the going concern basis when preparing the Annual Report and Financial Statements.

## Viability Statement

In accordance with Provision 31 of the UK Corporate Governance Code, published in January 2024, and Provision 36 of the AIC Corporate Governance Code, published in August 2024 (the Codes), the Board has assessed the Company's prospects for the five-year period to 28 February 2031. This period has been considered appropriate for a VCT of its size when considering the principal risks facing the Company and the legislative environment within which it has to operate.

In considering and making this statement, the Board carried out a robust assessment of the principal and emerging risks facing the Company as set out in the Business Report, including those that might threaten its business model, future performance, solvency, or degree of liquidity within the portfolio.

The Board's assessment also took account of the availability and likely effectiveness of the mitigating actions that could be taken to avoid or reduce the impact of the underlying risks, including the Manager adapting its investment process to take account of the more restrictive VCT rules. The Board also considered the quality of the current portfolio, the Company's ability to raise new funds and the Manager's ability to source and secure new investment opportunities. As highlighted in the Chairman's Statement on page 14, the Board considers the Company's future to be positive.

The Board focused on the major factors that affect the economic, regulatory and political environment, including fluctuating inflation and interest rates, ongoing geopolitical uncertainty and heightened global security risk. The Board also reviewed the Company's cash flow projections and underlying assumptions for the five years to 28 February 2031 and considered them to be realistic and fair.

Based on the Company's processes for monitoring income and expenses, share price discount, ongoing review of the investment objective and policy, asset allocation, sector weightings and portfolio risk profile, the Board has concluded that there is a reasonable expectation that the Company will be able to continue in operation and meet its liabilities as they fall due over the five years to 28 February 2031.

### **Financial Instruments**

The Company's financial instruments comprise its investment portfolio, treasury management portfolio, cash balances, debtors and creditors that arise directly from its operations, including accrued income and purchases and sales awaiting settlement. The main risks that the Company faces arising from its financial instruments are disclosed in Note 16 to the Financial Statements.

### **Global Greenhouse Gas Emissions**

The Company has no greenhouse gas emissions to report from its operations, nor does it have responsibility for any other emissions producing sources under the Companies Act 2006 (Strategic Report and Directors' Report) Regulations 2013.

### **Corporate Governance**

The Statement of Corporate Governance, which supports this Directors' Report, is shown on pages 54 to 59.

### **Directors**

The biographies of the Directors who held office at the year end, and as at the date of signing of this Annual Report, are shown in the Your Board section of this Annual Report along with their interests in the shares of the Company, which are also shown on page 46. No Director has a service contract with the Company and no contract or arrangement significant to the Company's business, and in which any of the Directors is interested, has subsisted during the year.

As explained in more detail in the Statement of Corporate Governance, the Board has agreed that all Directors will retire annually and seek re-election. Therefore, each Director, in accordance with the Codes, will retire at the 2026 AGM and, being eligible, offer themselves for re-election. The Board confirms that, following a formal process of evaluation, the performance of each Director continues to be effective and all Directors have demonstrated commitment to the role.

John Pocock has extensive experience in the information technology and financial sectors, and was formerly a director and chief executive of a FTSE 250 company. His leadership skills, entrepreneurial experience and senior executive positions held on other boards provide him with the ability required to lead discussion and ensure that clear decisions are reached.

Alison Fielding is an experienced entrepreneur, senior executive and non-executive director. Her track record demonstrates her ability to develop strategy within both large and small organisations, to set direction, evaluate options, implement plans and drive performance.

Andrew Harrington has experience of working alongside management teams and shareholders across many sectors. He has advised on transactions, such as the purchase or sale of companies and capital raising, as well as investment, initial public offerings, secondary public market offerings and mergers & acquisitions.

The Board believes that, for the above reasons, the contribution of each Director continues to be important to the continued long-term success of the Company, as the combined skills and experience ensure a balanced Board of Directors with a wealth of knowledge and understanding in key areas that are relevant to the Company. Therefore, it is believed that it is in the best interests of Shareholders that each of the Directors seeking re-election should remain in office, and Resolutions to this effect will be proposed at the 2026 AGM.

## Directors' Interests

The Directors who held office during the year, and their interests in the share capital of the Company, are as follows:

	28 February 2026 Ordinary Shares of 10p each	28 February 2025 Ordinary Shares of 10p each
John Pocock	128,299	100,812
Alison Fielding	302,256	247,281
Andrew Harrington	260,684	233,197
<b>Total</b>	<b>691,239</b>	<b>581,290</b>

There is no requirement for the Directors to hold shares in the Company and the table above shows the Directors' beneficial interests and the interests of those persons closely associated to them. As at 29 May 2026, being the last practicable date prior to the publication of this Annual Report, there was no change to the interests in the Ordinary Shares of the Company held by the Directors in office.

## Conflicts of Interest

Each Director has a statutory duty to avoid a situation where they have, or could have, a direct or indirect interest that conflicts, or may conflict, with the interests of the Company. A Director will not be in breach of that duty if the relevant matter has been authorised by the Board in accordance with the Articles, and this includes any co-investment made by the Directors in entities in which the Company also has an interest.

The Board has approved a protocol for identifying and dealing with conflicts and has resolved to conduct a regular review of actual or possible conflicts. The Company was previously invested in DiffusionData Limited and John Pocock was the executive chairman. The investment in DiffusionData Limited was sold in March 2026 and John Pocock resigned as a Director on 4 March 2026. As explained in the Statement of Corporate Governance on page 55, the Board agreed that this did not represent a material conflict. No new material conflicts or potential conflicts were identified during the year.

## Substantial Interests

At 28 February 2026, the only Shareholders known to be directly or indirectly interested in 3% or more of the Company's issued Ordinary Share Capital were:

	Number of Ordinary Shares held	% of issued share capital
Hargreaves Lansdown (Nominees) Limited (HLNOM account)	8,224,263	4.37

At 29 May 2026, being the latest practicable date prior to the publication of this Annual Report, the only Shareholders known to be directly or indirectly interested in 3% or more of the Company's issued Ordinary Share capital were:

	Number of Ordinary Shares held	% of issued share capital
Hargreaves Lansdown (Nominees) Limited (HLNOM account)	8,064,840	3.89

## Manager and Secretary

Maven Capital Partners UK LLP (Maven) acted as Manager and Secretary to the Company during the year ended 28 February 2026 and details of the investment management and secretarial fees are disclosed in Notes 3 and 4 to the Financial Statements respectively.

The principal terms of the Management and Administration Agreement with Maven are as follows:

### Termination provisions

The Agreement is terminable, by either party, on the expiry of twelve months' notice. In the event that the Company terminates the Manager's appointment, the Manager is entitled to an amount equivalent to twelve months' fees. Furthermore, the Company may terminate the agreement without compensation due if:

- a receiver, liquidator or administrator of the Manager is appointed;
- the Manager commits any material breach of the provisions of the agreement; or
- the Manager ceases to be authorised to carry out investment business.

### Management and Secretarial Fees

For the year ended 28 February 2026, the investment management, performance and secretarial fees payable to Maven were calculated and charged on the following basis:

- the Company will pay to the Manager a performance related management fee, payable in respect of the six-month periods to the end of August and February in each year, calculated as 10% (2025: 10%) of the net asset value total return of the Company before taking into account the effects of distributions and purchases of the Company's own shares effected during that period, and provided that the annualised net asset value total return was not less than 5% of the net asset value of the Company as at the beginning of the relevant period. The performance related management fee will be subject to an annualised adjustment, and the minimum management fee payable will be 2% (2025: 2%) per annum of the net asset value of the Company. In the year under review, no additional performance fee was payable (2025: nil). To ensure that any additional fees are only payable on incremental performance, the net asset value from which the fee is measured is rebased to the high watermark level whenever a fee above the minimum amount becomes payable; and
- a fixed secretarial fee of £109,000 per annum is subject to annual adjustment by reference to increases in the UK Retail Prices Index, such annual adjustment being restricted to a maximum of 5% of the secretarial fee paid in respect of the previous year (2025: £105,000).

The annual running costs of the Company are capped at 3.5% per annum (unchanged from 2025) of the average net asset value for the relevant financial period, calculated before deduction of management and administration expenses or any regulatory and exceptional items such as merger costs or performance incentive fees in respect of that financial year.

Independent from the above arrangements, Maven may also receive, from investee companies, fees in relation to arranging transactions, the monitoring of business progress and for providing non-executive directors for their boards. During the year under review, Maven received arrangement fees of £115,965 (2025: £127,864) and Monitoring and Directors' fees of £487,827 (2025: £536,940) attributable to the investments of the Company.

In light of investment performance achieved by the Manager, together with the standard of company secretarial and administrative services provided, the Board considers that the continued appointment of the Manager and Secretary on the stated terms is in the best interests of the Company and its Shareholders.

### Maven Executive Investment Scheme and Executive Holdings

In order to ensure that the Manager's executives are appropriately incentivised in relation to the management of the portfolio, a co-investment scheme is in place which allows individuals to participate in new investments in portfolio companies alongside the Company. Under the terms and conditions of the Maven Executive Scheme (the Scheme), all investments will be made through a nominee and under terms agreed by the Board. The terms of the Scheme ensure that all investments will be made on identical equity terms to those of the Company and that no selection of investments by participants will be allowed. Total investment by participants in the Scheme is set at 5% of the aggregate amount of ordinary equity subscribed for by the Company and the co-investing executives, except where the only securities to be acquired by the Company are those quoted on AIM, in which case the co-investment percentage is 1.5%. Where the Company partially divests from AIM holdings, the Scheme is permitted to realise the 1.5% allocation in full. In some circumstances, the Scheme may also sell AIM holdings that the Company may retain in order to comply with VCT qualifying criteria. Given the relatively low equity participation in each private company investment, any dilution of the Company's interests is, therefore, minimal and the Directors believe that the Scheme provides a useful incentive that closely aligns the interests of key individuals within the Manager's staff with those of the Company's Shareholders.

It should be noted that, as at 29 May 2026, Maven Capital Partners and certain executives held, in aggregate, 2,101,948 of the Company's Ordinary Shares, representing 1.01% of the issued share capital as at that date.

### Independent Auditor

The Company's Auditor, Johnston Carmichael LLP, is willing to continue in office and Resolution 7, to propose its re-appointment, will be put forward at the 2026 AGM, along with Resolution 8, to authorise the Directors to fix its remuneration. No non-audit fees were paid to Johnston Carmichael LLP during the year under review (2025: Nil). The Directors have received assurances from the Auditor that it remains independent and objective, and are satisfied that objectivity and independence is being safeguarded by Johnston Carmichael LLP.

### Directors' Disclosure of Information to the Auditor

So far as the Directors who held office at the date of approval of this Annual Report are aware, there is no relevant audit information (as defined by Section 418 of the Companies Act 2006) of which the Company's Auditor is unaware, and the Directors have taken all the steps that they ought to have taken as Directors in order to make themselves aware of any relevant audit information and to establish that the Company's Auditor is aware of that information.

### Purchase of Ordinary Shares

During the year ended 28 February 2026, the Company bought back a total of 6,660,833 (2025: 6,758,039) of its own Ordinary Shares for cancellation, representing 3.67% of the issued share capital as at 23 May 2025, being the last practicable date prior to the publication of the previous Annual Report.

A Special Resolution, numbered 11 in the Notice of Annual General Meeting, will be put to Shareholders at the 2026 AGM for their approval to renew the Company's authority to purchase in the market a maximum of 31,064,918 Ordinary Shares (14.99% of the shares in issue at 29 May 2026). This authority shall expire either on the date of the AGM in 2027 or after a period of 15 months from the passing of the Resolution, whichever is the first to occur.

The Board intends to use this authority to continue its share buy-back policy. Purchases of shares will be made within guidelines established from time to time by the Board, but only if it is considered that such purchases would be to the advantage of the Company and its Shareholders when taken as a whole. Purchases will be made in the market at prices below the prevailing NAV per share. Under the Listing Rules of the FCA, the maximum price that may be paid on the exercise of this authority must not exceed 105% of the average of the mid-market quotations for the shares over the five business days immediately preceding the date of purchase. The minimum price that may be paid is 10p per share. In making purchases, the Company will deal only with member firms of the London Stock Exchange. Any shares that are purchased will be cancelled.

Purchases of shares by the Company will be made from distributable reserves and will normally be paid out of cash balances held by the Company from time to time. As any purchases will be made at a discount to NAV at the time of purchase, the NAV of the remaining Ordinary Shares in issue should increase as a result of any such purchase. Shares will not be purchased by the Company in the period from the end of the Company's relevant financial period up to and including the earlier of an announcement of all price sensitive information in respect of the relevant period or the release of full results.

### Issue of New Ordinary Shares

During the year under review, a total of 28,206,541 new Ordinary Shares were allotted, of which, 26,593,567 were issued under an Offer for Subscription and 1,612,974 under the DIS (2025: 18,915,290 and of which, 18,064,811 were issued under an Offer for Subscription and 850,479 under the DIS). An Ordinary Resolution, numbered 9 in the Notice of Annual General Meeting, will be put to Shareholders at the 2026 AGM for their approval for the Company to issue up to an aggregate nominal amount of £2,072,376 (equivalent to 20,723,760 Ordinary Shares or 10% of the total issued share capital at 29 May 2026).

Issues of new Ordinary Shares may only be made at, or at a premium to, NAV per share, thus ensuring that existing investors will not be disadvantaged by such issues. The proceeds of any issue may be used to purchase the Company's shares in the market or to fund further investments in accordance with the Company's investment policy. This authority shall expire either on the date of the AGM in 2027 or after a period of 15 months from the passing of the Resolution, whichever is the first to occur.

When shares are to be allotted for cash, Section 561(1) of the Companies Act 2006 provides that existing Shareholders have pre-emption rights and that the new shares are offered first to such Shareholders in proportion to their existing shareholdings. However, Shareholders can, by special resolution, authorise the Directors to allot shares otherwise than by a pro rata issue to existing Shareholders. A Special Resolution, numbered 10 in the Notice of Annual General Meeting, will, if passed, give the Directors power to allot for cash, Ordinary Shares up to an aggregate nominal

amount of £2,072,376 (equivalent to 20,723,760 Ordinary Shares or 10% of the total issued share capital at 29 May 2026) as if Section 561(1) does not apply. This is the same amount of share capital that the Directors are seeking the authority to allot pursuant to Resolution 9. The authority will also expire either on the date of the AGM in 2027 or after a period of 15 months from the passing of the Resolution, whichever is the first to occur.

### Share Capital and Voting Rights

As at 28 February 2026, the Company's share capital amounted to 188,387,456 Ordinary Shares of 10p each. Subsequent to the year end, the Company bought back 3,765,090 Ordinary shares for cancellation and issued 22,615,250 new Ordinary shares under the Company's Offer for Subscription. As a result, at 29 May 2026, being the latest practicable date before the publication of this Annual Report, the Company's share capital represented 207,237,616 Ordinary Shares with each share carrying one voting right. Further details are included in Note 12 to the Financial Statements.

There are no restrictions on the transfer of Ordinary Shares issued by the Company or their related voting rights, other than certain restrictions that may from time to time be imposed by law (for example, the Market Abuse Regulation). The Company is not aware of any agreement between Shareholders that may result in a transfer of securities and/or voting rights.

### Significant Agreements and Related Party Transactions

The Company is not aware of any significant agreements to which it is a party that take effect, alter or terminate upon a change of control of the Company following a takeover. Other than the Management and Administration Agreement, further details of which are set out on page 47, the Company is not aware of any contractual or other agreements that are essential to its business and which could reasonably be expected to be declared in the Directors' Report.

Other than those set out in this Directors' Report, and in Note 17 to the Financial Statements on page 93, there are no further related party transactions that require to be disclosed.

### Post Balance Sheet Events

The Directors have announced a third interim dividend of 0.60p per Ordinary Share, in respect of the year ended 28 February 2026. The third interim dividend will be paid on 26 June 2026 to Shareholders on the register at 29 May 2026.

Other than those referred to above and elsewhere in the Strategic Report, there have been no events since 28 February 2026 that require disclosure.

### Future Developments

An indication of the Company's expected future developments can be found in the Chairman's Statement on page 14 and in the Investment Manager's Review on page 33, which highlight the commitment of the Board and the Manager to providing returns to Shareholders and delivering the Company's investment strategy.

### AGM and Directors' Recommendation

The AGM will be held on Thursday, 9 July 2026, in the offices of Maven Capital Partners UK LLP at 6th Floor, Saddlers House, 44 Gutter Lane, London EC2V 6BR, and the Notice of Annual General Meeting is on pages 94 to 99 of this Annual Report. The Notice of Annual General Meeting also contains a Resolution that seeks authority for the Directors to convene a general meeting, other than an annual general meeting, on not less than 14 days' clear notice, although it is anticipated that such authority would only be exercised under exceptional circumstances.

The Board encourages Shareholders to vote at the AGM and may do so using a hard copy proxy form, via CREST, or electronically using the Registrar's proxy voting app at: <https://maven-agm.city-proxyvoting.uk>. Please refer to the notes to the Notice of Annual General Meeting on pages 96 to 99 of this Annual Report.

The Directors consider that all of the Resolutions to be put to the AGM are in the best interests of the Company and its Shareholders as a whole. Your Board will be voting in favour of them and unanimously recommends that Shareholders do so as well.

**Authorised for issue by the Board**  
**Maven Capital Partners UK LLP, Secretary**

**2 June 2026**

# DIRECTORS' REMUNERATION REPORT

**This report has been prepared in accordance with the requirements of Section 420 of the Companies Act 2006 and the Large and Medium-sized Companies and Groups (Accounts and Reports) Regulations 2008 (as amended from time to time). An Ordinary Resolution for the approval of this report, which includes a section on the Company's policy for the remuneration of its Directors, will be put to the members of the Company at the forthcoming AGM. The law requires the Company's Auditor to audit certain of the disclosures provided. Where disclosures have been audited, they are indicated as such and the Auditor's opinion is included in their report on pages 65 to 71 of this Annual Report.**

## Statement by the Chair of the Remuneration Committee

The Directors have established a Remuneration Committee comprising the full Board, with Alison Fielding as its Chair. As all of the Directors are non-executive, the Principles of the UK Corporate Governance Code in respect of directors' remuneration do not apply.

At 28 February 2026, and as at the date of this Annual Report, the Company had three non-executive Directors and their biographies are shown in the Your Board section of this Annual Report. The names of the Directors who served during the year, together with the fees paid during that period, are shown in the table on page 52.

The dates of appointment of the Directors in office as at 28 February 2026 and the dates on which they will next be proposed for re-election are as follows:

	Date of original appointment	Date of previous re-election	Due date for re-election
John Pocock (Chairman)	1 March 2007	10 July 2025	9 July 2026
Alison Fielding	1 January 2019	10 July 2025	9 July 2026
Andrew Harrington	1 January 2019	10 July 2025	9 July 2026

During the year ended 28 February 2026, the Board was not provided with advice or services in respect of its consideration of the Directors' remuneration. However, in the application of the Board's policy on Directors' remuneration, as defined below, the Committee expects, from time to time, to review the fees paid to the directors of other venture capital trusts for comparative purposes.

The Remuneration Committee met once during the year ended 28 February 2026 and carried out a review of the Remuneration Policy and the level of Directors' fees. It was recommended that the remuneration of each Director should be increased by 5% per annum with effect from 1 March 2026, increasing the remuneration to £27,635 (previously £26,319) for the Chairman; £26,407 (previously £25,150) for the Chair of the Audit and Risk Committees; and £23,336 (previously £22,225) for each other Director. The Board considered that the revised total Directors' remuneration is reasonable when compared with other similar VCTs and it was agreed that the Board should continue to review the policy for the remuneration of Directors on a regular basis.

## Remuneration Policy

The Company's policy is that the remuneration of the Directors, all of whom are non-executive, should reflect the experience of the Board as a whole and be fair and comparable to that of other VCTs with similar capital structures and investment objectives. Directors are remunerated in the form of fees, payable quarterly in arrears, to the Director personally or to a third party specified by him or her. The fees for the Directors are determined within the limits set out in the Company's Articles, which limit the aggregate of the fees payable to the Directors to £100,000 per annum and the approval of Shareholders in a general meeting would be required to change this limit.

It is intended that the fees payable to the Directors should reflect their duties, responsibilities, and the value and amount of time committed to the Company's affairs, and should also be sufficient to enable candidates of a high quality to be recruited and retained. Non-executive Directors do not receive bonuses, pension benefits, share options, long-term incentive schemes or other benefits, and the fees are not specifically related to the Directors' performance, either individually or collectively.

The remuneration policy and the level of fees payable is reviewed annually by the Remuneration Committee and the current policy continued to for the year to 28 February 2026. A copy of this remuneration policy may be inspected by members of the Company at its registered office.

It is the Board's intention that the remuneration policy will be put to a Shareholders' vote at least once every three years and, as a Resolution was approved at the AGM held in 2023, an Ordinary Resolution for its approval for the three years to 28 February 2029 will be proposed at the 2026 AGM.

At the AGM held on 6 July 2023, the result in respect of the Ordinary Resolution to approve the Directors' Remuneration Policy for the three years to 28 February 2026 was as follows:

	Percentage of votes cast for	Percentage of votes cast against	Number of votes withheld
Remuneration Policy (2023 AGM)	89.94	10.06	89,986

### Directors' and Officers' Liability Insurance

The Company purchases and maintains liability insurance covering the Directors and Officers of the Company. This insurance is not a benefit in kind, nor does it form part of the Directors' remuneration.

### Directors' Interests (audited)

The Directors' interests in the share capital of the Company are shown in the Directors' Report on page 46. There is no requirement for Directors to hold shares in the Company.

### Company Performance

The Board is responsible for the Company's investment strategy and performance, although the management of the Company's investment portfolio is delegated to the Manager through the Management and Administration Deed, as referred to in the Directors' Report.

The graph below compares the total returns on an investment of £100 in the Ordinary Shares of the Company, for each annual accounting period for the ten years to 28 February 2026, assuming that all dividends are reinvested, with the total shareholder return on a notional investment of £100 made up of shares of the same kinds and number as those by reference to which the FTSE AIM All-share Index is calculated. This index was chosen for comparison purposes as it is the most relevant to the Company's investment portfolio.



Source: Maven Capital Partners UK LLP/London Stock Exchange/IRESS.

Please note that past performance is not necessarily a reliable guide to future performance.

## Directors' Remuneration (audited)

The Company does not have any employees and Directors' remuneration comprises solely of Directors' fees. The Directors' fees for the years ended 28 February 2026, 28 February 2025, 29 February 2024, 28 February 2023, and 28 February 2022, and projected fees for the year ending 28 February 2027, together with the percentage changes in those years, are as follows:

	Year to 28 Feb 2027 £	Change to 28 Feb 2027 %	Year to 28 Feb 2026 £	Change to 28 Feb 2026 %	Year to 28 Feb 2025 £	Change to 28 Feb 2025 %	Year to 28 Feb 2024 £	Change to 28 Feb 2024 %	Year to 28 Feb 2023 £	Change to 28 Feb 2023 %	Year to 28 Feb 2022 £
John Pocock (Chair)	27,635	5.0	26,319	5.0	25,066	4.0	24,102	4.0	23,175	3.0	22,500
Alison Fielding	23,336	5.0	22,225	5.0	21,167	4.0	20,353	4.0	19,570	3.0	19,000
Andrew Harrington (Chair – Audit and Risk Committees) <sup>1</sup>	26,407	5.0	25,150	9.6	22,941	12.7	20,353	4.0	19,570	3.0	19,000
Arthur MacMillan <sup>2</sup>	N/A	N/A	N/A	N/A	8,728	4.0	23,031	4.0	22,145	3.0	21,500
<b>Total</b>	<b>77,378</b>		<b>73,694</b>		<b>77,902</b>		<b>87,839</b>		<b>84,460</b>		<b>82,000</b>

<sup>1</sup> Chair of the Audit and Risk Committees from 11 July 2024, with pro rata increase in annual remuneration to reflect those roles.

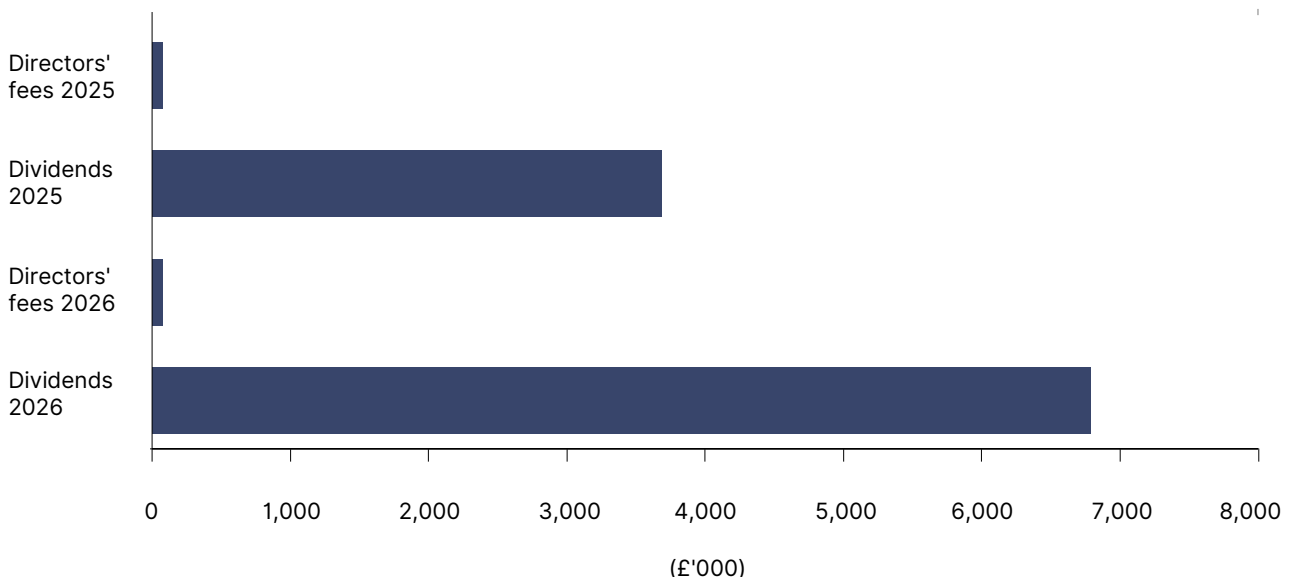
<sup>2</sup> Chair of the Audit and Risk Committees until retirement from the Board on 11 July 2024.

Percentage changes are calculated based on the annualised amount payable to each individual Director.

The above amounts exclude any employers' national insurance contributions, if applicable. No other forms of remuneration were received by the Directors and no Director has received any taxable expenses, compensation for loss of office or non-cash benefit for the year ended 28 February 2026 (2025: £nil).

## Relative Cost of Directors' Remuneration

The chart below shows, for the years ended 28 February 2025 and 28 February 2026, the cost of Directors' fees compared with the level of dividend distribution.



As noted in the Strategic Report, all of the Directors are non-executive and, therefore, the Company does not have a chief executive officer, nor does it have any employees. In the absence of a chief executive officer or employees, there is no related information to disclose.

Directors do not have service contracts, but new Directors are provided with a letter of appointment. Copies of the Directors' letters of appointment will be available for inspection at the AGM. The terms of appointment provide that Directors should retire and be subject to re-election at the first AGM after their appointment. Thereafter, all Directors will be subject to annual re-election in line with the requirements under the Codes. There is no notice period and no provision for compensation upon early termination of appointment, save for any arrears of fees which may be due.

During the year ended 28 February 2026, no communication was received from Shareholders regarding Directors' remuneration.

### Approval

An Ordinary Resolution to approve this Directors' Remuneration Report will be put to Shareholders at the 2026 AGM.

At the AGM held on 10 July 2025, the results in respect of an Ordinary Resolution to approve the Directors' Remuneration Report for the year ended 28 February 2025 were as follows:

	Percentage of votes cast for	Percentage of votes cast against	Number of votes withheld
Remuneration Report (2025 AGM)	95.78	4.22	184,970

This Directors' Remuneration Report, for the year ended 28 February 2026, was approved by the Board of Directors and signed on its behalf by:

**Alison Fielding**  
Director

**2 June 2026**

# STATEMENT OF CORPORATE GOVERNANCE

**The Company is committed to, and is accountable to the Company's Shareholders for, a high standard of corporate governance. The Board has put in place a framework for corporate governance that it believes is appropriate for a venture capital trust and enables it to comply with the UK Code of Corporate Governance (the UK Code), which is available from the website of the Financial Reporting Council (FRC) at: [frc.org.uk](https://www.frc.org.uk).**

During the year under review, the Company was a member of the AIC, which published a revised version of its own Code of Corporate Governance (the AIC Code) in August 2024. The Board has adopted the principles of the AIC Code and reports on compliance with these below. The AIC Code provides a comprehensive guide to best practice in certain areas of governance where the specific characteristics of investment trusts or venture capital trusts suggest alternative approaches to those set out in the UK Code.

The key requirements of the AIC Code include:

- the annual re-election of all directors to all investment companies;
- that a board should understand the views of its company's key stakeholders and describe in the annual report how their interests and the matters set out in Section 172 of the Companies Act 2006 (the duty to promote the success of the company) have been considered in board discussions and decision making; and
- that the chairman of an investment company may now remain in post beyond nine years from the date of first appointment by the board. Notwithstanding this more flexible approach, the Board is required to determine and disclose a policy on the tenure of the Chairman.

The AIC Code is available from the AIC website at: [theaic.co.uk](https://www.theaic.co.uk). This Statement of Corporate Governance supports the Directors' Report.

## Application of the Main Principles of the AIC Code

This statement describes how the main principles identified in the AIC Code have been applied by the Company throughout the year, as is required by the Listing Rules of the FCA. The Board has considered the Principles and Provisions of the AIC Code, which address the Principles and Provisions set out in the UK Code, as well as setting out additional Provisions on issues that are of specific relevance to the Company. The Board considers that reporting against the Principles and Provisions of the AIC Code, which has been endorsed by the FRC, provides more relevant information to Shareholders. The endorsement by the FRC means that by reporting against the AIC Code, the Company is meeting its obligations under the UK Code and the associated disclosure requirements of the Listing Rules, and as such does not need to report further on issues contained in the UK Code that are irrelevant to it. These include:

- Provision 9 (dual role of chairman and chief executive);
- Provision 19 (tenure of the chair);
- Provision 25 (internal audit function); and
- Provision 33 (executive remuneration).

The Board is of the opinion that the Company has complied fully with the main principles identified in the AIC Code, except as set out below:

- Provision 14 (senior independent director).

A senior independent non-executive Director has not been appointed, as the Board considers that each Director has different qualities and areas of expertise on which they may lead.

The Board acknowledges Provisions 22, 29 and 37 of the AIC Code in relation to its decision for the full Board to fulfil the role of a Nomination Committee and Remuneration Committee and for John Pocock as Chairman of the Board be a member of the Audit Committee. As permitted by the AIC Code, further detail as to the rationale behind these decisions is provided in this statement.

## The Board

As at the date of this Annual Report, the Board consists of three non-executive Directors, one of whom is female, two are male and all of whom are considered to be independent of the investment manager (Maven Capital Partners UK LLP, Maven, or the Manager) and free of any relationship which could materially interfere with the exercise of their independent judgement.

The biographies of the Directors appear in the Your Board section of this Annual Report and indicate their high level and range of investment, commercial and professional experience.

The Board sets the Company's values and strategic objectives and ensures that its obligations to Shareholders are met. It has formally adopted a schedule of reserved matters thus ensuring that it maintains full and effective control and oversight over appropriate strategic, financial, operational and compliance issues. These matters include:

- the appointment and removal of the Manager and the terms and conditions of any management and administration agreements;
- the maintenance of clear investment objectives and risk management policies;
- the monitoring of the business activities of the Company;
- Companies Act requirements such as the approval of interim and annual financial statements and the approval and recommendation of interim and final dividends;
- major changes relating to the Company's structure, including share buy-backs and share issues;
- Board appointments and related matters;
- terms of reference and membership of Board Committees; and
- London Stock Exchange and FCA matters, such as approval of all circulars, listing particulars and releases concerning matters decided by the Board.

As required by the Companies Act 2006 and permitted by the Articles, Directors notify the Company of any situation that might give rise to the potential for a conflict of interest, so that the Board may consider and, if appropriate, approve such situations. A register of the potential conflicts of interest for Directors is reviewed regularly by the Board and the Directors notify the Company whenever there is a change in the nature of a registered conflict, or whenever a new conflict situation arises. As highlighted in the Directors' Report, John Pocock was, until March 2026, the executive chairman of DiffusionData Limited, in which the Company had an investment, which has now been realised. Given the relative value of the investment and the safeguards that are in place, the Board had previously agreed that this did not represent a material conflict of interest.

Following implementation of the Bribery Act 2010, the Board adopted appropriate procedures.

There is an agreed procedure for Directors to take independent professional advice, if necessary, at the Company's expense.

The Directors have access to the advice and services of the Secretary through its appointed representatives, who are responsible to the Board for:

- ensuring that Board procedures are complied with;
- under the direction of the Chairman, ensuring good information flows within the Board and its Committees; and
- advising on corporate governance matters.

An induction meeting will be arranged by the Manager on the appointment of any new Director, covering details about the Company, the Manager, legal responsibilities and VCT matters. Directors are provided, on a regular basis, with key information on the Company's policies, regulatory and statutory requirements and internal controls. Changes affecting Directors' responsibilities are advised to the Board as they arise.

John Pocock is Chairman of the Company and was independent of the Manager at the time of his appointment as a Director, and as Chairman, and continues to be so by virtue of his lack of connection with the Manager and of any cross-directorships with his fellow Directors. He is also Chairman of the Management Engagement and Nomination Committees, as the other Directors consider that he has the skills and experience relevant to these roles. Andrew Harrington is Chairman of the Audit and Risk Committees and Alison Fielding is Chair of the Remuneration Committee.

The Board meets at least four times each year and, between Meetings, maintains regular contact with the Manager to ensure continued alignment on strategic objectives and appropriate oversight. The primary focus of quarterly Board Meetings is to support and monitor progress against strategic objectives and carry out a review of investment performance and related matters, including asset allocation, peer group information and industry issues. During the year ended 28 February 2026, the Board held four full quarterly Board Meetings and an additional Board

Meeting to approve the issue of the Prospectus under the Offer for Subscription; seven Committee Meetings in relation to issuing shares under the Company's Dividend Investment Scheme (DIS) and under the Offer for Subscription; and two Committee Meetings to approve the release of financial results. In addition, there were four meetings of the Risk Committee; three meetings of the Audit Committee and one meeting each of the Management Engagement, Nomination and Remuneration Committees. Further information on the significant decisions taken by the Board throughout the year under review in furtherance of the Company's strategy, including the stakeholder considerations and outcomes relevant to those decisions, can be found in the Board's Section 172 statement and in the individual Board Committee reports.

Directors have attended Board and Committee Meetings during the year ended 28 February 2026<sup>1</sup> as follows:

	Board	Board Committee	Audit Committee	Management Engagement Committee	Nomination Committee	Remuneration Committee	Risk Committee
John Pocock	5(5)	9 (9)	3 (3)	1 (1)	1 (1)	1 (1)	4 (4)
Alison Fielding	5(5)	9 (9)	3 (3)	1 (1)	1 (1)	1 (1)	4 (4)
Andrew Harrington	4(5)	9 (9)	3 (3)	1 (1)	1 (1)	1 (1)	4 (4)

<sup>1</sup>The number of meetings which the Directors were eligible to attend is in brackets.

To enable the Board to function effectively and allow Directors to discharge their responsibilities, full and timely access is given to all relevant information. In the case of Board Meetings, this consists of a comprehensive set of papers, including the Manager's review and discussion documents regarding specific matters. The Directors make further enquiries when necessary.

The Board and its Committees have undertaken a process for the annual Board evaluation, using questionnaires and discussion, to ensure that Directors have considered performance, composition, diversity and how effectively the Directors work together to achieve objectives, and whether they each continue to contribute effectively and devote sufficient time to Company matters. The independence of each Director is also considered to be important.

The annual review seeks the Directors' views on the issues that are most fundamental to the Company's strategy, for example, its performance, its investment objectives, and shareholding structure. In addition, the Board assesses and monitors its culture and behaviour, by ensuring Board Meetings are conducted in such a way as to ensure open communication, meaningful participation by all members, and allows for critical questioning and civil disagreement.

The Chairman is subject to evaluation by his fellow Directors, and this includes ensuring that the Chairman encourages openness and transparency and that the work of the Board is aligned with the Company's purpose and investment strategy and promotes a positive culture and a transparent way of working. The Board discussed having an externally facilitated board evaluation, however, after consideration, agreed that the current process works well based on the size of the Board.

### Directors' Terms of Appointment

All non-executive Directors are appointed for an initial period of three years, subject to re-election and Companies Act provisions and, in accordance with the Articles, stand for election at the first AGM following their appointment. The Company's Articles also require all Directors to retire by rotation at least every three years. However, in accordance with the AIC Code, the Board has decided that all Directors should stand for re-election on an annual basis.

### Policy on Tenure

The Board is of the view that long-serving Directors should not be prevented from forming part of an independent majority. It does not consider that a Director's tenure, including that of the Chairman, necessarily reduces their ability to act independently and, following formal performance evaluations, believes that each Director is independent in character and judgement and that there are no relationships or circumstances that are likely to affect the judgement of any Director.

The Board's view on tenure is that continuity and experience are considered to add significantly to the strength of the Board and, as such, the policy imposes no limit on the overall length of service of any of the Company's Directors, including the Chairman. The policy also requires the independence of each Director to be reviewed on an annual basis, before the re-election of any Director is recommended, and the Board considers the need for regular refreshment of the Board prior to doing so. The Company has no executive Directors or employees.

## Committees

Each Committee has been established with written terms of reference and comprises the full Board. It is the decision of the Board that all Directors are members of the Committees for reasons relating to the size of the Board and the insight each individual Director is able to bring to the work of each Committee. The terms of reference of each of the Committees, which are available on request from the Registered Office of the Company, are reviewed and re-assessed for their adequacy at each Meeting.

### Audit Committee

The Audit Committee is chaired by Andrew Harrington and the role and responsibilities of the Committee are detailed in a joint report by the Audit and Risk Committees on pages 61 to 64. John Pocock as Chairman of the Board is also a member of this Committee for reasons relating to the nature of your Company, the size of the Board and the skills and experience he is able to bring to the work of the Committee. Further details on John's background can be found in the Your Board section on page 7 of this Annual Report.

### Management Engagement Committee

The Management Engagement Committee, which is chaired by John Pocock, is responsible for the annual review of the management contract with the Manager, details of which are shown in the Directors' Report. One meeting was held during the year ended 28 February 2026, at which the Committee recommended the continued appointment of Maven as Manager and Secretary of the Company.

### Nomination Committee

The Nomination Committee, which is chaired by John Pocock, held one meeting during the year ended 28 February 2026. The Committee makes recommendations to the Board on the following matters:

- the evaluation of the performance of the Board (including its Chairman) and its Committees, and supports the Chairman of the Board in acting on the results of the evaluation process;
- the review of the composition, skills, knowledge, experience and diversity of the Board;
- succession planning;
- the identification and nomination of candidates to fill Board vacancies, as and when they arise, for the approval of the Board;
- considering candidates from a wide range of backgrounds in order to promote diversity of gender, social and ethnic background, cognitive abilities and personal strengths;
- the tenure and re-appointment of each non-executive Director on an annual basis;
- proposals for the re-election by Shareholders of each Director on an annual basis, having due regard to the provisions of the AIC Code, the Director's performance and ability to contribute to the Board and long-term success of the Company;
- the continuation in office of any Director at any time; and
- the appointment of any Director to another office, such as Chairman of the Audit Committee, other than to the position of Chairman of the Company.

At its meeting in January 2026, the Committee reviewed the knowledge, experience and skills of each Director. The Committee noted that each of the Directors were valued and that they were deemed to enhance the skills and knowledge base of the Board, enabling it to carry out its functions more effectively and each Director contributing to the long-term success of the Company. The Committee recommended to the Board that all Directors seeking re-appointment should be nominated for re-election and, accordingly, Resolutions 4 to 6 will be put to the 2026 AGM.

The Board's policy in relation to diversity is that, when recruiting new Directors, the Board will consider candidates from a range of backgrounds and with a variety of relevant skills and experience, to ensure that all appointments are made on the basis of merit against clear criteria, whilst considering gender and ethnic diversity. No external search consultancy was used by the Company during the year ended 28 February 2026.

## Remuneration Committee

Where a VCT has only non-executive directors, the UK Code principles relating to directors' remuneration do not apply. However, the Company does have a Remuneration Committee, which is chaired by Alison Fielding. The Committee held one meeting during the year ended 28 February 2026 to review the policy for, and the level of, Directors' Remuneration.

The level of remuneration of the Directors has been set in order to attract and retain individuals of a calibre appropriate to the future development of the Company. Details of the remuneration of each Director and of the Company's policy on Directors' remuneration are provided in the Directors' Remuneration Report on pages 50 to 53.

## Risk Committee

The Risk Committee is chaired by Andrew Harrington and the role and responsibilities of the Committee are detailed in a joint report by the Audit and Risk Committees on pages 61 to 64.

## Board Diversity Policy

The Board recognises the importance of having a range of skilled, experienced individuals with the right knowledge represented on the Board (and the Committees of the Board) in order to allow it to fulfil its obligations. The Board also recognises the benefits and is supportive of the principle of diversity in its recruitment of new Board members. The Board will not display any bias for age, gender, education, professional background, ethnicity, sexual orientation, disability and socio-economic backgrounds in considering the appointment of its Directors. In view of its size, the Board will continue to ensure that all appointments are made on the basis of merit against the specification prepared for each appointment and the Board does not, therefore, consider it appropriate to set measurable objectives in relation to its diversity.

At 28 February 2026, there were two male Directors, and one female Director on the Board. One of the male Directors is Chairman of the Company and is also Chair of both the Nomination and Management Engagement Committees; one of the male Directors is Chair of both the Audit Committee and of the Risk Committee. The female Director is Chair of the Remuneration Committee. The Company has not appointed a Senior Independent Director (SID).

In accordance with the FCA's Listing Rule 9.8.6R (9)(a), the table below reports on gender identity or sex and ethnic background within the Board as at 28 February 2026.

	Number of Board Members	% of the Board	Number of senior positions on the Board (CEO, CFO, SID and Chair)	Number in Executive Management	% of Executive Management
Men	2	67.0	1	N/A	N/A
Women	1	33.0	-	N/A	N/A
White British or other White (including minority-white groups)	3	100.0	1	N/A	N/A
Minority ethnic background	-	-	-	N/A	N/A

The Company does not comply currently with the diversity target that 40% of individuals on the Board are to be women.

Other than the position of Chair, there are no other senior positions on the Board. Therefore, as the position of Chair is held by a male member of the Board, the Company does not comply currently with the diversity target that one of the senior positions on the Board is to be held by a woman.

The Company does not comply currently with the diversity target that requires one individual on the Board to be from a minority ethnic background.

## External Agencies

The Board has contractually delegated to external agencies, including the Manager, certain services: the management of the investment portfolio, the custodial services (which include the safeguarding of assets), the registration services and the day-to-day accounting and company secretarial requirements. Each of these contracts was entered into after full and proper consideration by the Board of the quality and cost of services offered. The Board receives and considers reports from the Manager, and other external agencies, on a regular basis. In addition, ad hoc reports and information are provided to the Board as requested.

## Corporate Governance, Stewardship and Proxy Voting

The UK Stewardship Code 2020 sets high stewardship standards for those investing money on behalf of UK savers and pensioners, such as asset owners and asset managers, and those that support them. Stewardship is the responsible allocation, management and oversight of capital to create long-term value for clients and beneficiaries, leading to sustainable benefits for the economy, the environment and society.

The Board is aware of its duty to act in the interests of the Company and the Directors believe that the exercise of voting rights lies at the heart of regulation and the promotion of good corporate governance. The Board has delegated responsibility for monitoring the activities of portfolio companies to the Manager and has given it discretionary powers to vote in respect of the holdings in the Company's investment portfolio. The Board supports Maven's approach to stewardship.

The Directors, through the Manager, encourage companies in which investments are made to adhere to best practice in the area of corporate governance. The Manager believes that, where practicable, this can best be achieved by entering into a dialogue with investee company management teams to encourage them, where necessary, to improve their governance policies.

## Socially Responsible Investment Policy

The Directors and the Manager are aware of their duty to act in the interests of the Company and acknowledge that there are risks associated with investment in companies that fail to conduct business in a socially responsible manner. Therefore, the Directors and the Manager take account of the social environment and ethical factors that may affect the performance or value of the Company's investments. Maven and the Directors believe that a company run in the long-term interests of its shareholders should manage its relationships with its employees, suppliers and customers and behave responsibly towards the environment and society as a whole. The effectiveness of the policy in respect of investee companies is monitored on an ongoing basis.

## Communication with Shareholders

The Company places a great deal of importance on communication with its Shareholders, all of whom are welcome to attend and participate in the AGM. The Notice of Annual General Meeting sets out the business of the AGM and the Resolutions are explained more fully in the Explanatory Notes to the Notice of Annual General Meeting, as well as in the Directors' Report and the Directors' Remuneration Report. Separate Resolutions are proposed for each substantive issue and Shareholders have the opportunity to put questions to the Board and the Manager. The results of proxy voting are relayed to Shareholders after the Resolutions have been voted on by a show of hands. Nominated persons, often the beneficial owners of shares held for them by nominee companies, may attend Shareholder meetings and are invited to contact the registered Shareholder, normally a nominee company, in the first instance in order to be nominated to attend the Meeting and to vote in respect of the shares held for them. It is in the nature of a venture capital trust that it generally has few major shareholders.

The Annual Report is normally published at least twenty business days before the AGM. Annual and Interim Reports and Financial Statements are distributed to Shareholders and other parties who have an interest in the Company's performance.

Shareholders and potential investors may obtain up-to-date information on the Company through the Manager and the Secretary, and the Company responds to letters from Shareholders on a wide range of issues. In order to ensure that the Directors develop an understanding of the views of Shareholders, correspondence between Shareholders and the Manager or the Chairman is copied to the Board. See Contact Information for details on how to contact the Manager or Company Secretary.

The Company's webpage is hosted on the Manager's website at: [mavencp.com/migvct](https://mavencp.com/migvct), from where Annual and Interim Reports, London Stock Exchange Announcements and other information can be viewed, printed or downloaded. Further information about the Manager can be obtained from: [mavencp.com](https://mavencp.com).

## Accountability and Audit

The Statement of Directors' Responsibilities in respect of the Financial Statements is on page 60, the Statement of Going Concern is included in the Directors' Report on page 44 and the Viability Statement is included in the Directors' Report on pages 44 and 45. The Independent Auditor's Report is on pages 65 to 71.

**Authorised for issue by the Board**  
**Maven Capital Partners UK LLP**  
**Secretary**

**2 June 2026**

# STATEMENT OF DIRECTORS' RESPONSIBILITIES

## **The Directors are responsible for preparing the Annual Report, Directors' Remuneration Report and the Financial Statements in accordance with applicable law and regulations.**

Company law requires the Directors to prepare financial statements for each financial year. Under that law, the Directors have elected to prepare the Financial Statements in accordance with FRS 102, the Financial Reporting Standard applicable in the UK and Republic of Ireland. The Financial Statements are required by law to give a true and fair view of the state of affairs of the Company and of the net return of the Company for that period.

In preparing these Financial Statements, the Directors are required to:

- select suitable accounting policies and then apply them consistently;
- make judgements and estimates that are reasonable and prudent;
- state whether applicable UK Accounting Standards have been followed, subject to any material departures disclosed and explained in the Financial Statements; and
- prepare the Financial Statements on the going concern basis unless it is inappropriate to presume that the Company will continue in business.

The Directors are responsible for keeping proper accounting records that disclose with reasonable accuracy at any time the financial position of the Company and enable them to ensure that the Financial Statements comply with the Companies Act. They are also responsible for safeguarding the assets of the Company and hence for taking reasonable steps for the prevention and detection of fraud and other irregularities.

The Directors are also responsible for preparing a Strategic Report, Directors' Report, Directors' Remuneration Report (including a report on remuneration policy) and Statement of Corporate Governance that comply with applicable laws and regulations.

The Directors are responsible for the maintenance and integrity of the corporate and financial information included on the Company's webpages, which are hosted on the Manager's website. Legislation in the United Kingdom governing the preparation and dissemination of financial statements may differ from legislation in other jurisdictions.

The Directors are also responsible for ensuring that the Annual Report and Financial Statements, taken as a whole, is fair, balanced and understandable and provides the information necessary for Shareholders to assess the Company's position and performance, business model and strategy.

## **Responsibility Statement of the Directors in respect of the Annual Report and Financial Statements**

The Directors believe that, to the best of their knowledge:

- the Financial Statements have been prepared in accordance with the applicable accounting standards and give a true and fair view of the assets, liabilities, financial position and profit or loss of the Company as at 28 February 2026 and for the year to that date;
- the Directors' Report includes a fair review of the development and performance of the Company, together with a description of the principal and emerging risks and uncertainties that it faces; and
- the Annual Report and Financial Statements, taken as a whole, is fair, balanced and understandable and provides the information necessary for Shareholders to assess the Company's position and performance, business model and strategy.

**John Pocock**  
Director

**2 June 2026**

# REPORT OF THE AUDIT AND RISK COMMITTEES

**The Audit and Risk Committees are both chaired by Andrew Harrington and comprise all Directors.**

## Audit Committee

The Board is satisfied that at least one member of the Committee has recent and relevant financial experience, and that the Committee as a whole has competence relevant to the sector in which the Company operates.

The principal responsibilities of the Committee include:

- the integrity of the Interim and Annual Reports and Financial Statements and the review of any significant financial reporting judgements contained therein, including the valuation of investments and the recognition of income;
- the review of the terms of appointment of the Auditor, together with its remuneration;
- the review of the scope and results of the audit and the independence and objectivity of the Auditor;
- the review of the Auditor's Board Report and any required response;
- meetings with representatives of the Manager;
- providing advice on whether the Annual Report and Financial Statements, taken as a whole, is fair, balanced and understandable and provides the information necessary for Shareholders to assess the Company's position and performance, business model and strategy; and
- making appropriate recommendations to the Board.

The Audit Committee's performance evaluation is carried out by the Directors as part of the Board evaluation review.

## Activities of the Audit Committee

The Committee met three times during the year under review. In April and October 2025, the Committee noted that the Risk Committee had considered the key risks detailed below and the corresponding internal control and risk reports provided by the Manager, which included the Company's risk management framework. No significant weaknesses in the control environment were identified and it was also noted that there had not been any adverse comment from the Auditor and that the Auditor had not identified any significant issues in its Audit Report. In addition, there had been no interaction with the FRC, through their Corporate Reporting Review or Audit Quality Review teams, during the period.

The Committee, therefore, concluded that there were no significant issues that required to be reported to the Board.

At meetings held in April and May 2025, the Committee reviewed, for recommendation to the Board, the Audit Report from the Auditor and the draft Annual Report and Financial Statements for the year ended 28 February 2025.

The Committee also confirmed its recommendation of the re-appointment of Johnston Carmichael as Auditor for the Company's subsequent financial year, subject to approval by Shareholders at the 2026 AGM.

At its meeting in October 2025, the Committee reviewed and approved the Half Yearly Report and Financial Statements for the six months ended 31 August 2025. In addition, the Committee discussed the indication from Johnston Carmichael that it would require to increase its fees, in line with inflation, in respect of future audits and also considered the independence, tenure and performance of Johnston Carmichael as Auditor.

Subsequent to 28 February 2026, the Committee reviewed the draft Annual Report and Financial Statements for the year then ended, along with the report from the independent Auditor thereon. It recommended to the Board that it considered that the 2026 Annual Report and Financial Statements, taken as a whole, was fair, balanced and understandable and provided the information necessary for Shareholders to assess the Company's position and performance, business model and strategy.

It is recognised that the portfolio forms a significant element of the Company's assets and that there are different risks associated with listed and unlisted investments. The primary risk that requires the particular attention of the Committee is that unlisted investments are not recognised and measured in line with the Company's stated accounting policy on the valuation of investments as set out in Note 1(e) to the Financial Statements on page 77.

In accordance with that policy, unlisted investments are valued by the Manager in line with the IPEV Guidelines and are subject to scrutiny and approval by the Directors.

Investments listed on a recognised stock exchange are valued at their closing bid price at the year end.

The Committee has considered the assumptions and judgements in relation to the valuation of each quoted and unquoted investment and is satisfied that they are appropriate.

The basis of valuation across the portfolio as at 28 February 2026 was as follows:

Investment	% of net assets by value	Valuation basis
Unlisted investments	64.5	Directors' valuation
Liquidity investments, Investment Trusts and OEICs.	10.2	Bid price <sup>1</sup>
AIM/AQSE quoted investments	1.0	Bid price <sup>1</sup>
<b>Total investment</b>	<b>75.7</b>	

<sup>1</sup> London Stock Exchange closing bid price.

The Committee recommended the investment valuations, representing 75.7% of net assets as at 28 February 2026, to the Board for approval. In addition, the revenue generated from dividend income and loan stock interest has been considered by the Board on a quarterly basis and the Directors are satisfied that the levels of income recognised are in line with revenue estimates.

### Review of Effectiveness of Independent Auditor

As part of its annual review of audit services, the Committee considers the performance, cost effectiveness and general relationship with the Auditor. In addition, the Committee reviews the independence and objectivity of the Auditor. Key elements of these reviews include: discussions with the Manager regarding the audit service provided; separate meetings with the Auditor; consideration of the completeness and accuracy of the Johnston Carmichael reporting and a review of the relationship the independent Auditor has with the Manager.

The Auditor's Report is on pages 65 to 71. Johnston Carmichael will rotate the Senior Statutory Auditor responsible for the audit at least every five years. Bryan Shepka is the Company's current senior statutory auditor and has performed that role for the last three years.

Details of the amounts paid to the Auditor during the year for audit services are set out in Note 4 to the Financial Statements. The Company has a policy in place for governing and controlling the provision of non-audit services by the external Auditor, so as to safeguard their independence and objectivity.

Shareholders are asked to approve the re-appointment, and the Directors' authority to fix the remuneration, of the Auditor at each AGM. Any non-audit work, other than interim reviews, requires the specific approval of the Audit Committee in each case. Non-audit work, where independence may be compromised or conflicts arise, is prohibited. There are no contractual obligations that restrict the Committee's choice of Auditor. The Committee has concluded that Johnston Carmichael is independent of the Company and recommended that a Resolution for the re-appointment of Johnston Carmichael as Auditor should be put to the 2026 AGM.

### Risk Committee

Under the recommendation of the AIFMD, the Company established a Risk Committee. The responsibilities of the Committee are:

- to keep under review the adequacy and effectiveness of the Manager's internal financial controls and internal control and risk management systems and procedures in the context of the Company's overall risk management system;
- to consider and approve the remit of the Manager's internal control function and be satisfied that it has adequate resources and appropriate access to information to enable it to perform its role effectively and in accordance with the relevant professional standards;
- to identify, measure, manage and monitor the risks to the Company as recommended by the AIFMD including, but not limited to, investment portfolio, credit, counterparty, liquidity, market and operational risks;
- to monitor and review all reports on the Company from the Manager's internal control function to ensure ongoing compliance with the VCT regulations;
- to review the arrangements for, and effectiveness of, the monitoring of risk parameters;
- to ensure appropriate, documented and regularly updated due diligence processes are implemented when appointing and reviewing service providers, including reviewing the main contracts entered into by the Company for such services;
- to ensure that the risk profile of the Company corresponds to the size, portfolio structure and investment strategies and objectives of the Company;
- to report to the Board on its conclusions and to make recommendations in respect of any matters within its remit, including proposals for improvement in, or changes to, the systems, processes and procedures that are in place;

- to review and approve the statements to be included in the Annual Report concerning risk management;
- to review and monitor the Manager's responsiveness to the findings and recommendations of its internal control function;
- to meet with representatives of the Manager's internal control function at least once each year, to discuss any issues arising; and
- to allow direct access to representatives of the Manager's internal control function.

The Committee will review these Terms of Reference at least once each year.

### Activities of the Risk Committee

The Committee met four times during the year under review. In addition to the Committee's ordinary activities in that period, the Committee carried out a full and comprehensive review of the Company's Risk Register. This included a reassessment of the principal and emerging risks facing the Company, with particular emphasis on economic risks such as the ongoing impact of high inflation and interest rates, the ongoing geopolitical unrest and the impact of the failure to prevent an identified risk occurring, together with a review of the control measures used to address the identified risks. The Committee also took the opportunity to ensure that the Risk Register adequately addressed new legislative and regulatory changes.

### Internal Control and Risk Management

The Board of Directors has overall responsibility for the Company's system of internal control and for reviewing its effectiveness. However, as the Directors have delegated the investment management, company secretarial and administrative functions of the Company to Maven, the Board considers that it is appropriate for the Company's internal controls to be monitored by the Manager, rather than by the Company itself.

The principal responsibilities of the Committee include the ongoing review of the effectiveness of the internal control environment of the Company and the review of the Company's risk management systems that allow the Company to identify, measure, manage and monitor all risks on a continuous basis. The Committee keeps the effectiveness of the Company's internal control and risk management systems and procedures under review. The Directors have confirmed that there is an ongoing process for identifying, evaluating and managing the significant risks faced by the Company, which has been in place up to the date of approval of this Annual Report. This process is reviewed regularly by the Board and accords with internal control guidance issued by the FRC.

Through the Risk Committee, the Board reviews the effectiveness of the system of internal control at least bi-annually. In particular, it has reviewed the process for

identifying and evaluating the significant risks affecting the Company and the policies and procedures by which these risks are managed. The Directors have delegated the management of the Company's assets to the Manager and this embraces implementation of the system of internal control, including financial, operational and compliance controls and risk management.

Internal control systems are monitored and supported by the compliance function of the Manager, which undertakes periodic examination of business processes, including compliance with the terms of the Management and Administration Agreement, and ensures that any recommendations to improve controls are implemented.

Risks are identified through a risk management framework by each function within the Manager's activities. Risk is considered in the context of the guidance issued by the FRC and includes compliance, external, people, operational and strategic risks. This helps the Manager's risk model identify those functions most appropriate for review. Any errors or weaknesses identified are reported to the Company and timetables are agreed for implementing improvements to systems. The implementation of any remedial action required is monitored and feedback is provided to the Board.

The key components designed to provide effective internal control for the year under review and up to the date of this report are:

- the Manager prepares forecasts and management accounts, which allow the Board to assess the Company's activities and review its investment performance;
- the Board and Manager have agreed clearly defined investment criteria, specified levels of authority and exposure limits. Reports on these issues, including performance statistics and investment valuations, are submitted regularly to the Board;
- the Manager's evaluation procedure and financial analysis of the companies concerned include detailed appraisal and due diligence;
- the compliance function of Maven reviews the Manager's operations, system and controls on an ongoing basis;
- written agreements are in place that specifically define the roles and responsibilities of the Manager and other third-party service providers;
- clearly documented contractual arrangements exist in respect of any activities that have been delegated to external professional organisations;
- the Committee carries out a bi-annual assessment of internal controls by considering reports from the Manager, including oversight of Maven's whistleblowing policy, its internal control and compliance functions, and taking account of events since the relevant period end; and

- the compliance function of the Manager reports bi-annually to the Risk Committee and has direct access to the Directors at any time.

The internal control systems are intended to meet the Company's particular needs and the risks to which it is exposed. Accordingly, these systems are designed to manage, rather than eliminate, the risk of failure to achieve business goals and, by their nature, can provide reasonable, but not absolute, assurance against material misstatement or loss.

In addition, as the Company has contractually delegated specific services to external parties, another key risk relates to the performance of those service providers.

### Assessment of Risks

In terms of the assessment of the key risks facing the Company, it is recognised that the investment portfolio forms a significant element of its assets. The recognition, ownership and valuation of the investment portfolio is, therefore, an area of particular attention for the Committee. Specifically, the risk is that investments are not recognised and measured in line with the Company's stated accounting policy on the valuation of investments, as set out in Note 1(e) to the Financial Statements on page 77. Another risk is that the Company does not recognise income in line with its stated policy on revenue recognition, as set out in Note 1(b) to the Financial Statements on page 76. The maintenance of VCT status is another risk that the Company has to consider and the approach to address each of these key risks is set out below.

### Valuation, Existence and Ownership of the Investment Portfolio

The Company uses the services of an independent Custodian (JPMorganChase Bank) to hold the quoted investment assets of the Company. An annual internal control report is received from the Custodian that provides details of the Custodian's control environment. The investment portfolio is reconciled regularly by the Manager and the reconciliation is also reviewed by the Auditor. The portfolio is reviewed and verified by the Manager on a regular basis and management accounts, including a full portfolio listing, are considered at the quarterly meetings of the Board. The portfolio is also audited annually by the Auditor.

The valuation of investments is undertaken in accordance with the Company's stated accounting policy as set out in Note 1(e) to the Financial Statements on page 77. Unlisted investments are valued by the Manager and are subject to scrutiny and approval by the Directors. Investments listed on a recognised stock exchange are valued at their closing bid price.

The Committee considered and challenged the assumptions and significant judgements in relation to the valuation of each quoted and unquoted investment and was satisfied that they were appropriate. The Committee was also satisfied that there were no issues associated with the existence and ownership of the investments that required to be addressed.

### Revenue Recognition

The recognition of dividend income and loan stock interest is undertaken in accordance with the accounting policy set out in Note 1(b) to the Financial Statements on page 76.

Management accounts are reviewed by the Board on a quarterly basis and discussion takes place with the Manager at the quarterly Board Meetings regarding the revenue generated from dividend income and loan stock. The Committee is satisfied that the levels of income recognised are in line with revenue estimates and that there were no issues associated with revenue recognition which required to be addressed.

### Maintenance of VCT Status

Compliance with the VCT regulations is monitored continually by the Manager and is reviewed by the Committee on a quarterly basis. The Committee concluded that there were no issues associated with the maintenance of VCT status that required to be addressed.

The principal and emerging risks faced by the Company, and the Board's strategy for managing these, are also covered in the Business Report on pages 15 to 18.

**Andrew Harrington**  
Director

**2 June 2026**

# INDEPENDENT AUDITOR'S REPORT TO THE MEMBERS OF MAVEN INCOME AND GROWTH VCT PLC

## Opinion

We have audited the financial statements of **Maven Income and Growth VCT PLC** ("the Company"), for the year ended 28 February 2026, which comprise the Income Statement, the Statement of Changes in Equity, the Balance Sheet, the Cash Flow Statement and Notes to the Financial Statements, including significant accounting policies. The financial reporting framework that has been applied in their preparation is applicable law and United Kingdom Accounting Standards, including Financial Reporting Standard 102 *The Financial Reporting Standard applicable in the UK and Republic of Ireland* (United Kingdom Generally Accepted Accounting Practice).

### In our opinion the financial statements:

- Give a true and fair view of the state of the Company's affairs as at 28 February 2026 and of its return for the year then ended;
- Have been properly prepared in accordance with United Kingdom Generally Accepted Accounting Practice; and
- Have been prepared in accordance with the requirements of the Companies Act 2006.

## Basis for opinion

We conducted our audit in accordance with International Standards on Auditing (UK) (ISAs (UK)) and applicable law. Our responsibilities under those standards are further described in the Auditor responsibilities for the audit of the financial statements section of our report. We are independent of the Company in accordance with the ethical requirements that are relevant to our audit of the financial statements in the UK, including the FRC's Ethical Standard, as applied to listed public interest entities, and we have fulfilled our other ethical responsibilities in accordance with these requirements. We believe that the audit evidence we have obtained is sufficient and appropriate to provide a basis for our opinion.

## Our approach to the audit

We planned our audit by first obtaining an understanding of the company and its environment, including its key activities delegated by the Board to relevant approved third-party service providers and the controls over provision of those services.

We conducted our audit using information maintained and provided by Maven Capital Partners UK LLP (the "Investment Manager", the "Company Secretary", and the "Administrator"), JPMorganChase Bank (the "Custodian" for level 1, level 2 and some level 3 investments) and The City Partnership (UK) Limited (the "Registrar") to whom the Company has delegated the provision of services.

We tailored the scope of our audit to reflect our risk assessment, taking into account such factors as the business model and activities, the types of investments within the Company, the involvement of the Administrator, the accounting processes and controls, and the industry in which the Company operates.

The scope of our audit was influenced by our application of materiality. We set certain quantitative thresholds for materiality. These together with qualitative considerations, helped us to determine the scope of our audit and the nature, timing and extent of our audit procedures on the individual financial statement line items and disclosures and in the evaluation of the effect of misstatements, both individually and in aggregate on the financial statements as a whole.

## Key audit matters

Key audit matters are those matters that, in our professional judgement, were of most significance in our audit of the financial statements of the current period and include the most significant assessed risks of material misstatement (whether or not due to fraud) that we identified. These matters included those which had the greatest effect on: the overall audit strategy; the allocation of resources in the audit; and directing the efforts of the engagement team. These matters were addressed in the context of our audit of the financial statements as a whole, and in forming our opinion thereon, we do not provide a separate opinion on these matters.

We summarise below the key audit matter in arriving at our audit opinion above, together with how our audit addressed the matter and the results of our audit work in relation to the matter.

Key audit matter	How our audit addressed the key audit matter and our conclusions
<p><b>Valuation and ownership of level 3 investments</b></p> <p>(as per page 64 (Report of the Audit &amp; Risk Committee), page 77 (Accounting Policies) and pages 81 and 82 (Note 8)).</p> <p>The valuation of the level 3 portfolio at 28 February 2026 was £43.9m (2025: £43.2m).</p> <p>As this is the largest component in the Company's Balance Sheet, and there is a high degree of subjectivity in the valuation of level 3 investments, it has been designated as a key audit matter, being one of the most significant assessed risks of material misstatements due to fraud or error.</p> <p>The level 3 investments are valued in accordance with the revised International IPEV Guidelines. Significant judgement is required in applying these principles and determining certain inputs to the valuation models.</p> <p>Additionally, there is a risk that the investments recorded as held by the Company may not represent property of the Company (ownership).</p>	<p>We performed a walkthrough of the valuation and ownership process for level 3 investments at the Administrator and Investment Manager to evaluate the design of the processes and implementation of key controls.</p> <p>We obtained evidence that the Investment Manager's Valuation Committee reviewed all level 3 valuations.</p> <p>We obtained evidence of the Board's challenge and approval of the level 3 valuations.</p> <p>As part of our risk assessment procedures, we stratified the level 3 investment portfolio and selected a sample of investments for detailed testing based on this risk-based stratification.</p> <p>For the level 3 investments selected in our sample, we:</p> <ul style="list-style-type: none"> <li>• Obtained an understanding of the sector for each investee company for the period being audited, making enquiries of management;</li> <li>• Gained an understanding of the original investment rationale and valuation basis, along with any milestones set;</li> <li>• Obtained an update on the investment, paying particular attention to progress against pre-set milestones and/or indications that a reduction in value may be appropriate;</li> <li>• Assessed the appropriateness of the valuation basis used, paying particular attention to any changes from the prior year valuation basis;</li> <li>• Agreed data used in the valuation models to independent sources and assessed how management get comfortable with the accuracy and reliability of investee company information;</li> <li>• Where deemed appropriate, engaged our specialist corporate finance team to review certain judgemental inputs to valuation such as multiples and discounts; and</li> <li>• Reperformed the enterprise value calculations and waterfalls to ensure mathematical accuracy.</li> </ul> <p>We performed back-testing over investment disposals (proceeds vs. most recent valuation) to assess for potential management bias in the valuation process.</p> <p>We ensured that accounting estimates and related disclosures were appropriately disclosed in the financial statements.</p> <p>We agreed the ownership of 100% of the investments to either the independently obtained custodian confirmation, original share certificates, direct confirmation from the underlying investee company or confirmation statements.</p> <p>We tested 100% of new investments above our clearly trivial threshold and agreed these to share certificates and loan notes/agreements and payments to bank statements.</p> <p>We tested a sample of disposals in the year and agreed to sales and purchase agreements and traced and agreed to bank statements.</p> <p>We tested a sample of follow on investments to sales and purchase agreements and traced payments to bank statements.</p> <p>From our completion of these procedures, we identified no material misstatements in relation to the valuation and ownership of the level 3 investments.</p>

## Our application of materiality

We define materiality as the magnitude of misstatement in the financial statements that makes it probable that the economic decisions of a reasonably knowledgeable person would be changed or influenced. We use materiality in determining the nature and extent of our work and in evaluating the results of that work.

Materiality measure	Value
<p><b>Materiality for the financial statements as a whole</b></p> <p>We have set materiality as 2% of net assets as we believe that net assets is the primary performance measure used by investors and is the key driver of shareholder value. We determined the measurement percentage to be commensurate with the risk and complexity of the audit and the Company's listed status.</p>	<p><b>£1.36m</b></p> <p>(2025: £1.31m)</p>
<p><b>Performance materiality</b></p> <p>Performance materiality represents amounts set by the auditor at less than materiality for the financial statements as a whole, to reduce to an appropriately low level the probability that the aggregate of uncorrected and undetected misstatements exceeds materiality for the financial statements as a whole.</p> <p>In setting this we consider the Company's overall control environment, our past experience of the audit that indicates a lower risk of material misstatements. Based on our judgement of these factors, we have set performance materiality at 65% of our overall financial statement materiality.</p>	<p><b>£0.89m</b></p> <p>(2025: £0.85m)</p>
<p><b>Specific Materiality</b></p> <p>We have set a lower level of materiality for testing materiality in respect of related party transactions and Directors' remuneration and revenue recognition from income from investments. This is in recognition that there are transactions and balances of a lesser amount which could influence the understanding obtained from the Annual Report. Specifically given the importance of the distinction between revenue and capital for the VCT, we applied a separate testing threshold for Income from Investments in the Income Statement, which is set at the higher of 5% of the Net return on Ordinary Activities before Taxation and our Audit Committee reporting threshold. As the 5% of the Net return on Ordinary Activities before Taxation figure is below the Audit Committee reporting threshold, the Audit Committee reporting threshold has been used for the specific materiality.</p>	<p><b>£0.07m</b></p> <p>(2025: £0.07m)</p>
<p><b>Audit Committee reporting threshold</b></p> <p>We agreed with the Audit Committee that we would report to them all differences in excess of 5% of overall materiality in addition to other identified misstatements that warranted reporting on qualitative grounds, in our view. For example, an immaterial misstatement as a result of fraud.</p>	<p><b>£0.07m</b></p> <p>(2025: £0.07m)</p>

During the course of the audit, we reassessed initial materiality and found no reason to alter the basis of calculation used at year end.

## Conclusions relating to going concern

In auditing the financial statements, we have concluded that the Directors' use of the going concern basis of accounting in the preparation of the financial statements is appropriate. Our evaluation of the Directors' assessment of the Company's ability to continue to adopt the going concern basis of accounting included:

- Evaluating management's method of assessing going concern, including consideration of market conditions and macroeconomic uncertainties;
- Assessing and challenging the forecast cashflows and associated sensitivity modelling, used by the Directors in support of their going concern assessment;
- Obtaining and recalculating management's assessment of the Company's ongoing maintenance of venture capital trust status; and
- Assessing the adequacy of the Company's going concern disclosures included in the Annual Report.

Based on the work we have performed, we have not identified any material uncertainties relating to events or conditions that, individually or collectively, may cast significant doubt on the Company's ability to continue as a going concern for a period of at least twelve months from when the financial statements are authorised for issue.

In relation to the Company's reporting on how it has applied the UK Corporate Governance Code, we have nothing material to add or draw attention to in relation to the Directors' statement in the financial statements about whether the Directors considered it appropriate to adopt the going concern basis of accounting.

Our responsibilities and the responsibilities of the Directors with respect to going concern are described in the relevant sections of this report.

### Other information

The other information comprises the information included in the Annual Report other than the financial statements and our auditor's report thereon. The Directors are responsible for the other information contained within the Annual Report. Our opinion on the financial statements does not cover the other information and, except to the extent otherwise explicitly stated in our report, we do not express any form of assurance conclusion thereon. Our responsibility is to read the other information and, in doing so, consider whether the other information is materially inconsistent with the financial statements or our knowledge obtained in the course of the audit, or otherwise appears to be materially misstated. If we identify such material inconsistencies or apparent material misstatements, we are required to determine whether this gives rise to a material misstatement in the financial statements themselves. If, based on the work we have performed, we conclude that there is a material misstatement of this other information, we are required to report that fact.

We have nothing to report in this regard.

### Opinions on other matters prescribed by the Companies Act 2006

In our opinion, the part of the Directors' Remuneration Report to be audited has been properly prepared in accordance with the Companies Act 2006.

#### In our opinion, based on the work undertaken in the course of the audit:

- The information given in the Strategic Report and the Directors' Report for the financial year for which the financial statements are prepared is consistent with the financial statements; and
- The Strategic Report and the Directors' Report have been prepared in accordance with applicable legal requirements.

### Matters on which we are required to report by exception

In the light of the knowledge and understanding of the Company and its environment obtained in the course of the audit, we have not identified material misstatements in the Strategic Report or the Directors' Report.

We have nothing to report in respect of the following matters in relation to which the Companies Act 2006 requires us to report to you if, in our opinion:

- Adequate accounting records have not been kept by the Company, or returns adequate for our audit have not been received from branches not visited by us; or
- The financial statements and the part of the Directors' Remuneration Report to be audited are not in agreement with the accounting records and returns; or
- Certain disclosures of Directors' remuneration specified by law are not made; or
- We have not received all the information and explanations we require for our audit; or
- A corporate governance statement has not been prepared by the Company.

## Corporate governance statement

We have reviewed the Directors' statement in relation to going concern, longer-term viability and that part of the Corporate Governance Statement relating to the entity's compliance with the provisions of the UK Corporate Governance Code specified for our review by the Listing Rules.

Based on the work undertaken as part of our audit, we have concluded that each of the following elements of the Corporate Governance Statement is materially consistent with the financial statements or our knowledge obtained during the audit:

- The Directors' statement with regards to the appropriateness of adopting the going concern basis of accounting and any material uncertainties identified set out on page 44;
- The Directors' explanation as to its assessment of the Company's prospects, the period this assessment covers and why the period is appropriate set out on pages 44 and 45;
- The Directors' statement on fair, balanced and understandable set out on page 60;
- The Directors' statement on whether it has a reasonable expectation that the Company will be able to continue in operation and meets its liabilities set out on page 45;
- The Directors' confirmation that it has carried out a robust assessment of the emerging and principal risks set out on pages 15 to 18;
- The section of the Annual Report that describes the review of the effectiveness of risk management and internal control systems set out on pages 63 and 64; and
- The section describing the work of the Audit Committee set out on pages 61 and 62.

## Responsibilities of Directors

As explained more fully in the Directors' Responsibilities Statement set out on page 60, the Directors are responsible for the preparation of the financial statements and for being satisfied that they give a true and fair view, and for such internal control as the Directors determine is necessary to enable the preparation of financial statements that are free from material misstatement, whether due to fraud or error. In preparing the financial statements, the Directors are responsible for assessing the Company's ability to continue as a going concern, disclosing, as applicable, matters related to going concern and using the going concern basis of accounting unless the Directors either intend to liquidate the Company or to cease operations, or have no realistic alternative but to do so.

## Auditor responsibilities for the audit of the financial statements

Our objectives are to obtain reasonable assurance about whether the financial statements as a whole are free from material misstatement, whether due to fraud or error, and to issue an auditor's report that includes our opinion. Reasonable assurance is a high level of assurance but is not a guarantee that an audit conducted in accordance with ISAs (UK) will always detect a material misstatement when it exists. Misstatements can arise from fraud or error and are considered material if, individually or in the aggregate, they could reasonably be expected to influence the economic decisions of users taken on the basis of these financial statements.

A further description of our responsibilities for the audit of the financial statements is located on the Financial Reporting Council's website at: <http://www.frc.org.uk/auditorsresponsibilities>. This description forms part of our auditor's report.

## Extent to which the audit was considered capable of detecting irregularities, including fraud

Irregularities, including fraud, are instances of non-compliance with laws and regulations. We design procedures in line with our responsibilities, outlined above, to detect material misstatements in respect of irregularities, including fraud. The extent to which our procedures are capable of detecting irregularities, including fraud is detailed below.

We assessed whether the engagement team collectively had the appropriate competence and capabilities to identify or recognise non-compliance with laws and regulations by considering their experience, past performance and support available.

All engagement team members were briefed on relevant identified laws and regulations and potential fraud risks at the planning stage of the audit. Engagement team members were reminded to remain alert to any indications of fraud or non-compliance with laws and regulations throughout the audit.

We obtained an understanding of the legal and regulatory frameworks that are applicable to the Company and the sector in which it operates, focusing on those provisions that had a direct effect on the determination of material amounts and disclosures in the financial statements. The most relevant frameworks we identified include:

- Companies Act 2006;
- Financial Conduct Authority (FCA) listing and Disclosure Guidance and Transparency Rules (DTR);
- The General Data Protection Regulation (GDPR) 2016;
- The Alternative Investment Fund Managers Regulations 2013;
- The principles of the UK Corporate Governance Code applied by the AIC Code of Corporate Governance (the "AIC Code");
- Industry practice represented by the Statement of Recommended Practice: Financial Statements of Investment Trust Companies and Venture Capital Trusts ("the SORP") issued in July 2022;
- The Company's qualification as a VCT under section 274 of the Corporation Tax Act 2007; and
- UK Generally Accepted Accounting Practice.

We gained an understanding of how the Company is complying with these laws and regulations by making enquiries of management and those charged with governance. We corroborated these enquiries through our review of relevant correspondence with regulatory bodies and board meeting minutes.

We assessed the susceptibility of the financial statements to material misstatement, including how fraud might occur, by meeting with management and those charged with governance to understand where it was considered there was susceptibility to fraud. This evaluation also considered how management and those charged with governance were remunerated and whether this provided an incentive for fraudulent activity. We considered the overall control environment and how management and those charged with governance oversee the implementation and operation of controls. In areas of the financial statements where the risks were considered to be higher, we performed procedures to address each identified risk. We identified a heightened fraud risk in relation to:

- Valuation of level 3 investments; and
- Management override of controls

Audit procedures performed in response to the risks relating to valuation of level 3 investments are set out in the section on key audit matters above, and audit procedures performed in response to the risk of management override of controls are included below.

In addition to the above, the following procedures were performed to provide reasonable assurance that the financial statements were free of material fraud or error:

- Reviewing minutes of meetings of those charged with governance for reference to: breaches of laws and regulation or for any indication of any potential litigation and claims; and events or conditions that could indicate an incentive or pressure to commit fraud or provide an opportunity to commit fraud;
- Performing audit procedures over the risk of management override of controls, including testing of journal entries and other adjustments for appropriateness, recalculating the investment management fee, evaluating the business rationale of significant transactions outside the normal course of business and assessing judgements made by management in their calculation of accounting estimates for potential management bias;
- Completion of appropriate checklists and use of our experience to assess the Company's compliance with the Companies Act 2006 and the Listing Rules; and
- Agreement of the financial statement disclosures to supporting documentation.

Our audit procedures were designed to respond to the risk of material misstatements in the financial statements, recognising that the risk of not detecting a material misstatement due to fraud is higher than the risk of not detecting one resulting from error, as fraud may involve intentional concealment, forgery, collusion, omission or misrepresentation. There are inherent limitations in the audit procedures performed and the further removed non-compliance with laws and regulations is from the events and transactions reflected in the financial statements, the less likely we would become aware of it.

### Other matters which we are required to address

Following the recommendation of the Audit Committee, we were appointed by the Board on 4 October 2022 to audit the financial statements for the year ended 28 February 2023 and subsequent financial years. The period of our total uninterrupted engagement is four years, covering the years ended 28 February 2023 to 28 February 2026.

The non-audit services prohibited by the FRC's Ethical Standard were not provided to the Company and we remain independent of the Company in conducting our audit.

Our audit opinion is consistent with the additional report to the Audit Committee.

### Use of our report

This report is made solely to the Company's members, as a body, in accordance with Chapter 3 of Part 16 of the Companies Act 2006. Our audit work has been undertaken so that we might state to the Company's members those matters we are required to state to them in an auditor's report and for no other purpose. To the fullest extent permitted by law, we do not accept or assume responsibility to anyone other than the Company and the Company's members as a body, for our audit work, for this report, or for the opinions we have formed.

**Bryan Shepka (Senior Statutory Auditor)**  
**For and on behalf of Johnston Carmichael LLP**  
**Statutory Auditor**  
**Glasgow, United Kingdom**

**2 June 2026**

# INCOME STATEMENT

## FOR THE YEAR ENDED 28 FEBRUARY 2026

	Notes	Year ended 28 February 2026			Year ended 28 February 2025 Restated*		
		Revenue £'000	Capital £'000	Total £'000	Revenue £'000	Capital £'000	Total £'000
Gain on investments	8	-	1,637	1,637	-	3,974	3,974
Income from investments	2	751	-	751	774	-	774
Other income	2	531	-	531	480	-	480
Investment management fees	3	(269)	(1,078)	(1,347)	(253)	(1,013)	(1,266)
Other expenses	4	(482)	-	(482)	(393)	-	(393)
<b>Net return on ordinary activities before taxation</b>		<b>531</b>	<b>559</b>	<b>1,090</b>	<b>608</b>	<b>2,961</b>	<b>3,569</b>
Tax on ordinary activities	5	-	-	-	-	-	-
<b>Return attributable to Equity Shareholders</b>	7	<b>531</b>	<b>559</b>	<b>1,090</b>	<b>608</b>	<b>2,961</b>	<b>3,569</b>
<b>Earnings per share (pence)</b>	7	<b>0.29</b>	<b>0.31</b>	<b>0.60</b>	<b>0.38</b>	<b>1.84</b>	<b>2.22</b>

\*Further details of the restatement can be found in Note 18 on page 93.

All gains and losses are recognised in the Income Statement.

The total column of this statement is the Profit & Loss Account of the Company. The revenue and capital return columns are prepared in accordance with the AIC SORP. All items in the above statement derive from continuing operations. No operations were acquired or discontinued during the year.

There are no potentially dilutive capital instruments in issue and, therefore, no diluted earnings per share figures are relevant. The basic and diluted earnings per share are, therefore, identical.

The accompanying Notes on pages 76 to 93 are an integral part of the Financial Statements.

# STATEMENT OF CHANGES IN EQUITY

## FOR THE YEAR ENDED 28 FEBRUARY 2026

Year ended 28 February 2026	Notes	Non-distributable Reserves				Distributable Reserves			Total £'000
		Share capital £'000	Share premium account £'000	Capital redemption reserve £'000	Capital reserve unrealised £'000	Capital reserve realised £'000	Special distributable reserve £'000	Revenue reserve £'000	
<b>At 28 February 2025</b>		<b>16,684</b>	<b>28,553</b>	<b>1,511</b>	<b>4,816</b>	<b>4,288</b>	<b>8,829</b>	<b>999</b>	<b>65,680</b>
Net return	8	-	-	-	6,816	(5,179)	(1,078)	531	1,090
Cancellation of share premium account		-	(33,300)	-	-	-	33,300	-	-
Cancellation of capital redemption reserve		-	-	(2,177)	-	-	2,177	-	-
Dividends paid	6	-	-	-	-	-	(6,036)	(722)	(6,758)
Repurchase and cancellation of shares	12	(666)	-	666	-	-	(2,380)	-	(2,380)
Net proceeds of share issue	12	2,660	7,263	-	-	-	-	-	9,923
Net proceeds of DIS issue*	12	161	434	-	-	-	-	-	595
<b>At 28 February 2026</b>		<b>18,839</b>	<b>2,950</b>	<b>-</b>	<b>11,632</b>	<b>(891)</b>	<b>34,812</b>	<b>808</b>	<b>68,150</b>

Year ended 28 February 2025	Notes	Non-distributable Reserves				Distributable Reserves			Total £'000
		Share capital £'000	Share premium account £'000	Capital redemption reserve £'000	Capital reserve unrealised £'000	Capital reserve realised £'000	Special distributable reserve £'000	Revenue reserve £'000	
<b>At 29 February 2024</b>		<b>15,469</b>	<b>23,119</b>	<b>835</b>	<b>5,676</b>	<b>(546)</b>	<b>15,598</b>	<b>872</b>	<b>61,023</b>
Net return	8	-	-	-	(860)	4,834	(1,013)	608	3,569
Dividends paid	6	-	-	-	-	-	(3,204)	(481)	(3,685)
Repurchase and cancellation of shares	12	(676)	-	676	-	-	(2,552)	-	(2,552)
Net proceeds of share issue	12	1,806	5,187	-	-	-	-	-	6,993
Net proceeds of DIS issue*	12	85	247	-	-	-	-	-	332
<b>At 28 February 2025</b>		<b>16,684</b>	<b>28,553</b>	<b>1,511</b>	<b>4,816</b>	<b>4,288</b>	<b>8,829</b>	<b>999</b>	<b>65,680</b>

\*DIS represents the Dividend Investment Scheme as detailed in the Chairman's Statement on pages 11 and 12.

The capital reserve unrealised is generally non-distributable, other than the part of the reserve relating to gains/ (losses) attributable to readily realisable quoted investments which are distributable. The capital reserve unrealised contains £442,000 of losses (2025: £2,606,000) in relation to level 1 and level 2 investments which could be crystallised, and as such, could be deemed realised losses.

Where all, or an element of the proceeds of sales have not been received in cash or cash equivalent (as noted on the Realisations table on pages 32 and 33), and are not readily convertible to cash, they do not qualify as realised gains for the purposes of distributable reserves calculations and therefore do not form part of distributable reserves. The split of unrealised gains/(losses) for the year is detailed within the portfolio valuation section of Note 8.

The accompanying Notes on pages 76 to 93 are an integral part of the Financial Statements.

# BALANCE SHEET

## AS AT 28 FEBRUARY 2026

	Notes	28 February 2026 £'000	28 February 2025 Restated* £'000
<b>Fixed assets</b>			
Investments at fair value through profit or loss	8	51,536	50,517
<b>Current assets</b>			
Debtors	10	564	539
Cash and cash equivalents	16	16,569	15,033
		<b>17,133</b>	<b>15,572</b>
<b>Creditors</b>			
Amounts falling due within one year	11	(519)	(409)
<b>Net current assets</b>		<b>16,614</b>	<b>15,163</b>
<b>Net assets</b>		<b>68,150</b>	<b>65,680</b>
<b>Capital and reserves</b>			
Called up share capital	12	18,839	16,684
Share premium account	13	2,950	28,553
Capital redemption reserve	13	-	1,511
Capital reserve - unrealised	13	11,632	4,816
Capital reserve - realised	13	(891)	4,288
Special distributable reserve	13	34,812	8,829
Revenue reserve	13	808	999
<b>Net assets attributable to Ordinary Shareholders</b>		<b>68,150</b>	<b>65,680</b>
<b>Net asset Value per Ordinary Share (pence)</b>	14	<b>36.18</b>	<b>39.37</b>

\*Further details of the restatement can be found in Note 18 on page 93.

The Financial Statements of Maven Income and Growth VCT PLC, registered number 03908220, were approved and authorised for issue by the Board of Directors on 2 June 2026 and signed on its behalf by:

**John Pocock**  
Director

**2 June 2026**

The accompanying Notes on pages 76 to 93 are an integral part of the Financial Statements.

# CASH FLOW STATEMENT

FOR THE YEAR ENDED 28 FEBRUARY 2026

	Notes	Year ended 28 February 2026 £'000	Year ended 28 February 2025 Restated* £'000
<b>Net cash flows from operating activities</b>	15	<b>(555)</b>	<b>(570)</b>
<b>Cash flows from investing activities</b>			
Purchase of investments		(4,794)	(7,443)
Sale of investments		5,418	11,785
<b>Net cash flows from investing activities</b>		<b>624</b>	<b>4,342</b>
<b>Cash flows from financing activities</b>			
Equity dividends paid	6	(6,758)	(3,685)
Issue of Ordinary Shares	12	10,010	7,190
Net Proceeds of DIS issue	12	595	332
Repurchase of Ordinary Shares	12	(2,380)	(2,552)
<b>Net cash flows from financing activities</b>		<b>1,467</b>	<b>1,285</b>
<b>Net increase in cash and cash equivalents</b>		<b>1,536</b>	<b>5,057</b>
<b>Cash and cash equivalents at beginning of year</b>		<b>15,033</b>	<b>9,976</b>
<b>Cash and cash equivalents at end of year</b>		<b>16,569</b>	<b>15,033</b>

\*Further details of the restatement can be found in Note 18 on page 93.

The prior year investment purchases have been reduced by £5,009,000, and investment sales £4,009,000 as a result of the reclassification of MMFs from investments to cash and cash equivalents.

The accompanying Notes on pages 76 to 93 are an integral part of the Financial Statements.

# NOTES TO THE FINANCIAL STATEMENTS

## FOR THE YEAR ENDED 28 FEBRUARY 2026

### 1. Accounting policies

The Company is a public limited company, incorporated in England and Wales, and its registered office is shown in the Corporate Summary.

#### (a) Basis of preparation

The Financial Statements have been prepared on a going concern basis, further details can be found in the Directors' Report on page 44. The Financial Statements have been prepared under the historical cost convention, as modified by the revaluation of investments and in accordance with FRS 102, The Financial Reporting Standard applicable in the UK and Republic of Ireland, and in accordance with the Statement of Recommended Practice for Investment Trust Companies and Venture Capital Trusts (the SORP) issued by the AIC in July 2022.

#### (b) Income

##### Equity Income

Dividends receivable on quoted equity shares are recognised on the ex-dividend date. Dividends receivable on unquoted equity shares are recognised when the Company's right to receive payment is established and there is no reasonable doubt that payment will be received.

##### Unquoted loan stock and other preferred income

Fixed returns on non-equity shares and debt securities are recognised when the Company's right to receive payment and expected settlement is established. Where interest is rolled up and/or payable at redemption, then it is recognised as income unless there is reasonable doubt as to its receipt.

##### Redemption Premiums

When a redemption premium is designed to protect the value of the instrument holder's investment rather than reflect a commercial rate of revenue return, the redemption premium should be recognised as capital. The treatment of redemption premiums is analysed to consider if they are revenue or capital in nature on a company by company basis. A revenue redemption premium of £111,355 (2025: £nil) was received in the year ended 28 February 2026.

##### Bank Interest

Deposit Interest is recognised on an accruals basis using the rate of interest agreed with the bank. Income from unquoted loan stock and deposit interest is included on an effective interest rate basis.

#### (c) Expenses

All expenses are accounted for on an accruals basis and charged to the income statement. Expenses are charged through the revenue account except as follows:

- expenses which are incidental to the acquisition and disposal of an investment are charged to capital; and
- expenses are charged to the special distributable reserve where a connection with the maintenance or enhancement of the value of the investments can be demonstrated. In this respect the investment management fee has been allocated 20% to revenue and 80% to the special distributable reserve to reflect the Company's investment policy and prospective income and capital growth; and
- share issue costs are charged to the share premium account.

#### (d) Taxation

Deferred taxation is recognised in respect of all timing differences that have originated but not reversed at the balance sheet date, where transactions or events that result in an obligation to pay more tax in the future or right to pay less tax in the future have occurred at the balance sheet date. This is subject to deferred tax assets only being recognised if it is considered more likely than not that there will be suitable profits from which the future reversal of the underlying timing differences can be deducted. Timing differences are differences arising between the Company's taxable profits and its results as stated in the Financial Statements which are capable of reversal in one or more subsequent periods.

Deferred tax is measured on a non-discounted basis at the tax rates that are expected to apply in the periods in which timing differences are expected to reverse, based on tax rates and laws enacted or substantively enacted at the balance sheet date.

The tax effect of different items of income/gain and expenditure/loss is allocated between capital reserves and revenue account on the same basis as the particular item to which it relates using the Company's effective rate of tax for the period.

UK Corporation tax is provided at amounts expected to be paid/recovered using the tax rates and laws that have been enacted or substantively enacted at the balance sheet date.

## 1. Accounting policies (continued)

### (e) Investments

In valuing unlisted investments, the Directors follow the criteria set out below. These procedures comply with the revised International Private Equity and Venture Capital Valuation Guidelines (IPEV) for the valuation of private equity and venture capital investments.

Investments are recognised at their trade date and are designated by the Directors as fair value through profit and loss. At subsequent reporting dates, investments are valued at fair value, which represents the Directors' view of the amount for which an asset could be exchanged between knowledgeable and willing parties in an arm's length transaction. This does not assume that the underlying business is saleable at the reporting date or that its current shareholders have an intention to sell their holding in the near future.

A financial asset or liability is generally derecognised when the contract that gives rise to it is settled, sold, cancelled or expires.

1. For early stage investments completed during the reporting period, fair value is determined using the price of recent investment, calibrating for any material change in the trading circumstances of the investee company. Other investments are valued on a multiples basis by applying a multiple to the investee's revenue or, for companies with sustainable earnings, to their maintainable earnings to derive the enterprise value of each company. Where relevant, an investee may be valued on a discounted cashflow basis.
2. Whenever practical, recent investments will be valued by reference to a material arm's length transaction or a quoted price.
3. All unlisted investments are valued individually by Maven's portfolio management team and discussed by Maven's valuation committee. The resultant valuations are subject to detailed scrutiny and approval by the Directors of the Company.
4. In accordance with normal market practice, investments listed on the AIM or a recognised stock exchange are valued at their closing bid market price at the year end.

### (f) Fair Value Measurement

Fair value is defined as the price that the Company would receive upon selling an investment in a timely transaction to an independent buyer in the principal or the most advantageous market of the investment.

A three-tier hierarchy has been established to maximise the use of observable market data and minimise the use of unobservable inputs and to establish classification of fair value measurements for disclosure purposes. Inputs refer broadly to the assumptions that market participants would use in pricing the asset or liability, including assumptions about risk, for example, the risk inherent in a particular valuation technique used to measure fair value including such a pricing model and/or the risk inherent in the inputs to the valuation technique. Inputs may be observable or unobservable.

Observable inputs are inputs that reflect the assumptions market participants would use in pricing the asset or liability developed based on market data obtained from sources independent of the reporting entity.

Unobservable inputs are inputs that reflect the reporting entity's own assumptions about the assumptions market participants would use in pricing the asset or liability developed based on best information available in the circumstances.

The three-tier hierarchy of inputs is summarised in the three broad levels listed below.

- Level 1 - the unadjusted quoted price in an active market for identical assets or liabilities that the entity can access at the measurement date;
- Level 2 - inputs other than quoted prices included within Level 1 that are observable (i.e. developed using market data) for the asset or liability, either directly or indirectly; and
- Level 3 - inputs are unobservable (i.e. for which market data is unavailable) for the asset or liability.

### (g) Gains and losses on investments

When the Company sells or revalues its investments during the year, any gains or losses arising are credited/charged to the Income Statement.

### (h) Critical accounting judgements and key sources of estimation uncertainty

Disclosure is required of judgements and estimates made by the Board and the Manager in applying the accounting policies that have a significant effect on the financial statements. The area involving the highest degree of judgement and estimates is the valuation of unlisted investments recognised in Note 8 and explained in Note 1 (e) above. Contingent consideration is valued based on the expected proceeds recoverable.

In the opinion of the Board and the Manager, there are no other critical accounting judgements.

## 2. Income

	Year ended 28 February 2026 £'000	Year ended 28 February 2025 Restated* £'000
<b>Income from investments:</b>		
UK franked investment income	241	271
UK unfranked investment income	510	503
	<b>751</b>	<b>774</b>
<b>Other income:</b>		
Income from MMFs	272	269
Deposit interest	259	211
<b>Total income</b>	<b>1,282</b>	<b>1,254</b>

\*Further details of the restatement can be found in Note 18 on page 93.

## 3. Investment management fees

	Year ended 28 February 2026			Year ended 28 February 2025		
	Revenue £'000	Capital £'000	Total £'000	Revenue £'000	Capital £'000	Total £'000
Investment management fees	269	1,078	1,347	253	1,013	1,266
	<b>269</b>	<b>1,078</b>	<b>1,347</b>	<b>253</b>	<b>1,013</b>	<b>1,266</b>

Details of the fee basis are contained in the Directors' Report on page 47.

## 4. Other expenses

	Year ended 28 February 2026			Year ended 28 February 2025		
	Revenue £'000	Capital £'000	Total £'000	Revenue £'000	Capital £'000	Total £'000
Secretarial fees	109	-	109	105	-	105
Directors' remuneration	74	-	74	78	-	78
Fees to Auditors - audit of financial statements	64	-	64	54	-	54
Miscellaneous expenses	235	-	235	156	-	156
	<b>482</b>	<b>-</b>	<b>482</b>	<b>393</b>	<b>-</b>	<b>393</b>

Fees to Auditor in respect of the audit of the financial statements were £53,450 plus VAT (2025: £45,150 plus VAT).

The ongoing charges ratio (OCR) for the year ended 28 February 2026 was 2.71% (2025: 2.57%). The OCR has been calculated using the AIC recommended methodology. This figure shows Shareholders the total recurring annual running expenses (including investment management fees charged to capital reserve) as a percentage of the average net assets attributable to Shareholders. The cap on the OCR is 3.50%.

## 5. Tax on ordinary activities

	Year ended 28 February 2026			Year ended 28 February 2025		
	£'000 Revenue	£'000 Capital	£'000 Total	£'000 Revenue	£'000 Capital	£'000 Total
Corporation tax	-	-	-	-	-	-

The tax assessed for the period is at the rate of 25% (2025: 25%).

	Year ended 28 February 2026			Year ended 28 February 2025		
	Revenue £'000	Capital £'000	Total £'000	Revenue £'000	Capital £'000	Total £'000
Net return on ordinary activities before taxation	531	559	1,090	608	2,961	3,569
Net return on ordinary activities before taxation multiplied by standard rate of corporation tax	133	140	273	152	740	892
Non-taxable UK dividend income	(128)	-	(128)	(135)	-	(135)
Gain on investments	-	(409)	(409)	-	(994)	(994)
Excess management expenses	(5)	269	264	(17)	254	237
	-	-	-	-	-	-

Losses with a tax value of £1,352,066 (2025: £1,087,237) are available to carry forward against future trading profits. These have not been recognised as a deferred tax asset as recoverability is not sufficiently certain.

## 6. Dividends

	Year ended 28 February 2026 £'000	Year ended 28 February 2025 £'000
Amounts recognised as distributions to equity Shareholders in the year:		
<b>Revenue dividends</b>		
Final revenue dividend for the year ended 28 February 2025 of 0.15p (2024: 0.15p) payable on 18 July 2025	272	242
Interim revenue dividend for the year ended 28 February 2026 of 0.20p (2025: 0.15p) paid on 29 August 2025	360	239
Second interim revenue dividend for the year ended 28 February 2026 of 0.05p paid on 16 January 2026 (2025: nil)	90	-
	<b>722</b>	<b>481</b>
<b>Capital dividends</b>		
Final capital dividend for the year ended 28 February 2025 of 1.10p (2024: 1.00p) payable on 18 July 2025	1,996	1,612
Interim capital dividend for the year ended 28 February 2026 of 1.30p paid on 29 August 2025 (2025: 1.00p)	2,341	1,592
Second interim capital dividend for the year ended 28 February 2026 of 0.95p paid on 16 January 2026 (2025: 1.00p)	1,699	-
	<b>6,036</b>	<b>3,204</b>
<b>Total dividends paid in year</b>	<b>6,758</b>	<b>3,685</b>
Declared/proposed dividends in respect of year:		
<b>Revenue dividends</b>		
Final revenue dividend for the year ended 28 February 2026 of nil (2025: 0.15p)	-	272
	-	<b>272</b>
<b>Capital dividends</b>		
Third interim capital dividend for the year ended 28 February 2026 of 0.60p (2025: nil) payable on 26 June 2026	1,200	-
Final capital dividend for the year ended 28 February 2026 of nil (2025: 1.10p)	-	1,996
	<b>1,200</b>	<b>1,996</b>
<b>Total dividends declared/proposed in respect of year</b>	<b>1,200</b>	<b>2,268</b>

## 7. Return per Ordinary Share

	Year ended 28 February 2026	Year ended 28 February 2025
The returns per share have been based on the following figures:		
Weighted average number of Ordinary Shares	180,389,284	160,670,669
Revenue return	£531,000	£608,000
Capital return	£559,000	£2,961,000
<b>Total return</b>	<b>£1,090,000</b>	<b>£3,569,000</b>

## 8. Investments

	Listed (quoted prices) £'000	Main Market AIM/AQSE (quoted prices) £'000	OEICs (unquoted prices) £'000	Unlisted (unobservable inputs) £'000	Total £'000
<b>Valuation at 28 February 2025 Restated*</b>	<b>4,797</b>	<b>548</b>	<b>2,012</b>	<b>43,160</b>	<b>50,517</b>
Unrealised (gain)/loss	(710)	3,300	16	(5,488)	(2,882)
<b>Cost at 28 February 2025</b>	<b>4,087</b>	<b>3,848</b>	<b>2,028</b>	<b>37,672</b>	<b>47,635</b>
<b>Movements during the year:</b>					
Transfers during the year <sup>1</sup>	-	(593)	-	593	-
Purchases	384	451	-	3,959	4,794
Sales proceeds	(475)	(42)	-	(4,895)	(5,412)
Realised gain/(loss)	20	(31)	-	1,763	1,752
<b>Cost at 28 February 2026</b>	<b>4,016</b>	<b>3,633</b>	<b>2,028</b>	<b>39,092</b>	<b>48,769</b>
Element of gains on exits not received in cash and not readily convertible to cash <sup>2</sup>	-	-	-	779	779
Investments permanently impaired	-	(1,639)	-	(6,071)	(7,710)
Unrealised gain/(loss)	860	(1,288)	(14)	10,140	9,698
<b>Valuation at 28 February 2026</b>	<b>4,876</b>	<b>706</b>	<b>2,014</b>	<b>43,940</b>	<b>51,536</b>

\*Further details of the restatement can be found in Note 18 on page 93.

<sup>1</sup> Transfers during the year include the delisting of LungLife (£82,032), ReNeuron Group (£136,354), Saietta (£110,813), Polarean Imaging (£246,250) and Trackwise Designs (£17,075) from the Alternative Investment Market (AIM) to unlisted equity holdings from the AIM to unlisted equity holdings.

<sup>2</sup> Where all, or an element of the proceeds of sales have not been received in cash or cash equivalent (as noted on the realisations table on pages 32 and 33), and are not readily convertible to cash, they do not qualify as realised gains for the purposes of distributable reserves calculations and therefore do not form part of distributable reserves.

## 8. Investments (continued)

Opening investments have been restated to remove MMFs of £5,500,000 which have been reclassified as cash and cash equivalents. This was deemed an appropriate reclassification given the liquid nature of these instruments.

Note 1(f) defines the three tier hierarchy of investments, and the significance of the information used to determine their fair value, which is required by Financial Reporting Standard 102 Section 11 "Basic Financial Instruments".

Investment trusts and AIM/AQSE securities are categorised as level 1, OEICs as level 2 and unlisted investments as level 3.

FRS 102 requires disclosure, by class of financial instrument, if the effect of changing one or more inputs to reasonably possible alternative assumptions would result in a significant change to the fair value measurement (see Note 16 for sensitivity analysis).

Sales proceeds and realised gain/(loss) also includes the accrual and or release of deferred proceeds received on sales transactions when proceeds are not all received upfront.

The Portfolio Valuation	28 February 2026 £'000	28 February 2025 Restated* £'000
Investment trusts	4,876	4,797
AIM/AQSE quoted equities	706	548
<b>Total level 1 investments</b>	<b>5,582</b>	<b>5,345</b>
OEICs	2,014	2,012
<b>Total level 2 investments</b>	<b>2,014</b>	<b>2,012</b>
<b>Unlisted at Directors' valuation:</b>		
Unquoted unobservable equities	37,591	35,509
Unquoted unobservable fixed income	6,349	7,651
<b>Total Level 3 investments</b>	<b>43,940</b>	<b>43,160</b>
<b>Total investments</b>	<b>51,536</b>	<b>50,517</b>
Realised gain on historical basis	1,752	4,834
Investments permanently impaired	(7,710)	-
Element of gains on exits not received in cash and not readily convertible to cash <sup>1</sup>	779	583
Net increase/(decrease) in value of investments	6,816	(1,443)
<b>Gain on investments</b>	<b>1,637</b>	<b>3,974</b>

\*Further details of the restatement can be found in Note 18 on page 93.

<sup>1</sup> Where all, or an element of the proceeds of sales have not been received in cash or cash equivalent (as noted on the realisations table on pages 32 and 33), and are not readily convertible to cash, they do not qualify as realised gains for the purposes of distributable reserves calculations and therefore do not form part of distributable reserves.

## 9. Participating Interests

At 28 February 2026, the Company held shares amounting to 20% or more of the share class of the following undertakings.

Investment	% of class held	% of equity held	Total cost £'000	Carrying value £'000	Latest accounts period end	Aggregate capital & reserves £'000	Profit/(loss) after tax for year £'000
<b>Adverttu Limited (trading as Drovo) (in administration)</b>							
728,786 C Ordinary Shares	29.9	2.9	299	-	31/08/23	837	(192)
<b>Alderley Lighthouse Labs Limited</b>							
3,933 B1 Ordinary Shares	24.9	8.4	249	249	31/05/25	1,422	(850)
2,846 B2 Ordinary Shares	25.0		180	180			
300 B3 Ordinary Shares	23.7		19	19			
<b>Automated Analytics Limited</b>							
24,900 C2 Ordinary Shares	50.0	3.9	150	493	30/06/25	125	(1,574)
<b>Connected Data Company</b>							
8,281 E Ordinary Shares	24.9	3.9	423	423	31/03/25	1,394	(752)
<b>CYSIAM Limited</b>							
72,862 B1 Ordinary Shares	26.7	6.0	373	1,259	30/11/25	2,350	964
<b>Enpal Limited (trading as Guru Systems)</b>							
65,050 C Ordinary Shares	34.9	7.5	697	697	31/12/24	1,631	(145)
<b>FITR. Holdings Limited</b>							
61,908 C1 Ordinary Shares	23.3	3.0	315	315	30/09/25	1,195	167
6,534 C2 Ordinary Shares	22.2		33	33			
<b>Flow UK Holdings Limited</b>							
3,627,272 B Ordinary Shares	20.7	7.3	36	-	31/12/24	(5,884)	(724)
14,181,819 C Ordinary Shares	21.8		142	-			
<b>Horizon Technologies Consultants Limited</b>							
33,114 B Ordinary Shares	31.8	5.5	796	828	31/12/24	2,322	423
<b>Hublsoft Group Limited</b>							
5,408 A2 Ordinary Shares	23.2	5.5	675	844	31/12/25	6,042	139
<b>Martel Instruments Holdings Limited</b>							
65,021 B Ordinary Shares	33.8	14.9	83	-	31/12/24	(6,390)	(424)
8,890 Preference Shares	35.6		9	-			
<b>McKenzie Intelligence Services Limited</b>							
289,907 A Ordinary shares	24.9	1.6	159	481	31/03/25	1,302	(262)
<b>Metrion Biosciences Limited</b>							
6,220 B Ordinary Shares	26.6	5.1	66	66	31/12/24	5,810	122
58,922 B Preferred Ordinary Shares	28.0		630	630			
<b>mypura.com Group Limited (trading as Pura)</b>							
3,428 C3 Ordinary Shares	33.6	2.8	448	775	31/07/24	9,945	(7)

## 9. Participating Interests (continued)

Investment	% of class held	% of equity held	Total cost £'000	Carrying value £'000	Latest accounts period end	Aggregate capital & reserves £'000	Profit/ (loss) after tax for year £'000
<b>Novatus Global Limited</b>							
205,701 Series A - 2a Shares	33.5	1.4	215	1,009	31/03/25	9,641	215
21,737 Series A - 2b Shares	31.8		23	107			
<b>Orcha Health Limited</b>							
812 A Ordinary Shares	49.8	1.1	497	-	30/06/25	(2,172)	(2,396)
<b>Precursive Limited</b>							
327,587 D Ordinary Shares	27.6	6.8	1,000	1,000	31/01/25	407	(162)
<b>Rico Developments Limited (trading as Adimo)</b>							
241,666 B Ordinary Shares	28.2	3.4	435	-	31/12/24	(1,446)	(357)
<b>Sensoteq Limited</b>							
49,514 B1 Ordinary Shares	36.2	7.8	904	1,317	31/03/25	1,356	(1,472)
<b>Turnkey Group (UK) Holdings Limited</b>							
192,145 B1 Ordinary Shares	26.5	8.3	199	-	-	-	-
<b>Whiterock Group Limited</b>							
1,790,898 B1 Ordinary Shares	30.0	8.1	90	90	31/12/24	512	(480)
283,559 B2 Ordinary Shares	28.5		14	14			
<b>Zinc Digital Business Solutions Limited</b>							
141,782 B1 Ordinary 2022 Shares	48.0	10.7	697	1,045	31/08/25	4,365	(815)

## 10. Debtors

	Year ended 28 February 2026 £'000	Year ended 28 February 2025 £'000
Current taxation	3	6
Prepayments and accrued income	422	416
Other debtors	84	90
Sundry debtors	55	27
	<b>564</b>	<b>539</b>

## 11. Creditors

	Year ended 28 February 2026 £'000	Year ended 28 February 2025 £'000
Accruals	462	374
Other creditors	57	35
	<b>519</b>	<b>409</b>

## 12. Share capital

	Year ended 28 February 2026		Year ended 28 February 2025	
	Number	£'000	Number	£'000
<b>At 28 February the authorised share capital comprised:</b>				
Allotted, issued and fully paid				
Ordinary Shares of 10p each:				
Balance brought forward	166,841,748	16,684	154,684,497	15,469
Ordinary Shares repurchased and cancelled in year	(6,660,833)	(666)	(6,758,039)	(676)
Ordinary share issued during the year	28,206,541	2,821	18,915,290	1,891
<b>Balance carried forward</b>	<b>188,387,456</b>	<b>18,839</b>	<b>166,841,748</b>	<b>16,684</b>

During the year, 6,660,833 Ordinary Shares (2025: 6,758,039) were repurchased by the Company at a total cost of £2,380,209 (2025: £2,551,868) and cancelled. Subsequent to the year end, the Company bought back 3,765,090 shares for cancellation at a cost of £1,291,426.

During the year the Company issued 26,593,567 shares (2025: 18,064,811) pursuant to an Offer for Subscription at Subscription Prices ranging from 36.38p to 40.43p per share (2025: prices ranging from 39.45p to 40.49p per share). The total share issue proceeds, net of fees, were £9,921,916 (2025: £6,993,373) of which £2,659,357 related to share capital (2025: £1,806,481) and £7,262,560 share premium (2025: £5,186,892).

Subsequent to the year end, the company issued 22,615,250 shares pursuant to an Offer for Subscription at subscription prices ranging from 36.18p to 38.29p per share.

Also during the year, the Company issued 1,612,974 shares (2025: 850,479) under a DIS election at prices ranging from 36.38p to 37.97p per share (2025: prices ranging from 38.54p to 39.56p). The total DIS issue proceeds were £595,599 (2025: £332,080) of which £161,297 (2025: £85,048) related to share capital and £434,302 (2025: £247,032) share premium.

## 13. Reserves

### Share premium account

The share premium account represents the premium above nominal value received by the Company on issuing shares net of issue costs, including £479,008 trail commission (2025: £259,816). This reserve is non-distributable.

Following a special resolution, which was confirmed by an Order of the High Court of Justice (Chancery Division) on 28 January 2026, the share premium account reduced by £33,300,000 with the equivalent quantum moving to special distributable reserve.

### Capital redemption reserve

The nominal value of shares repurchased and cancelled is represented in the capital redemption reserve. This reserve is non-distributable.

Following a special resolution, which was confirmed by an Order of the High Court of Justice (Chancery Division) on 28 January 2026, the capital redemption reserve was reduced by £2,176,646 with the equivalent quantum moving to special distributable reserve.

### Capital reserve - unrealised

Increases and decreases in the fair value of investments are recognised in the Income Statement and are then transferred to the capital reserve unrealised account. This reserve is generally non-distributable other than the part of the reserve relating to gains/(losses) attributable to readily realisable quoted investments which are distributable.

### Capital reserve - realised

Gains or losses on investments realised in the year that have been recognised in the Income Statement are transferred to the capital reserve realised account on disposal. Furthermore, any prior unrealised gains or losses on such investments are transferred from the capital reserve unrealised account to the capital reserve realised account on disposal. This reserve is distributable.

### Special distributable reserve

The total cost to the Company of the repurchase and cancellation of shares is represented in the special distributable reserve account. The special distributable reserve also represents capital dividends, capital investment management fees and the tax effect of capital items. This reserve is distributable.

### Revenue reserve

The revenue reserve represents accumulated profits retained by the Company that have not been distributed to Shareholders as a dividend. This reserve is distributable.

#### 14. Net asset value per Ordinary Share

The net asset value per Ordinary Share and the net asset value attributable to the Ordinary Shares at the year end, calculated in accordance with the Articles of Association, were as follows:

	28 February 2026		28 February 2025	
	Net asset Value per share p	Net asset Value attributable £'000	Net asset Value per share p	Net asset Value attributable £'000
<b>Ordinary Shares</b>	<b>36.18</b>	<b>68,150</b>	<b>39.37</b>	<b>65,680</b>

The number of Ordinary Shares used in this calculation is set out in note 12.

#### 15. Reconciliation of net return to cash generated/(utilised) by operations

	Year ended 28 February 2026 £'000	Year ended 28 February 2025 £'000
Net Return	1,090	3,569
Adjustment for:		
Gain on investments	(1,637)	(3,974)
<b>Operating cash flow before movement in working capital</b>	<b>(547)</b>	<b>(405)</b>
Increase in prepayments	-	1
Increase/(decrease) in accruals	23	(85)
Decrease in debtors	(31)	(81)
<b>Cash utilised by operations</b>	<b>(555)</b>	<b>(570)</b>

## 16. Financial instruments

The Company's financial instruments comprise equity and fixed interest investments, cash balances and debtors and creditors that arise directly from its operations, for example, in respect of sales and purchases awaiting settlement, and debtors for accrued income. The Company holds financial assets in accordance with its investment policy of investing mainly in a portfolio of VCT qualifying unquoted and AIM quoted securities. The Company may not enter into derivative transactions in the form of forward foreign currency contracts, futures and options without the written permission of the Directors. No derivative transactions were entered into during the period.

The main risks the Company faces from its financial instruments are (i) market price risk, being the risk that the value of investment holdings will fluctuate as a result of changes in market prices caused by factors other than interest rates, (ii) interest rate risk, (iii) liquidity risk, (iv) credit risk and (v) price risk sensitivity. In line with the Company's investment objective, the portfolio comprises mainly sterling currency denominated securities and therefore foreign currency risk is minimal.

The Manager's policies for managing these risks are summarised below and have been applied throughout the year. The numerical disclosures below exclude short-term debtors and creditors which are included in the Balance Sheet at fair value.

### Capital Management

The Company's capital management objectives are to support the Company's investment objective and to ensure that the Company will be able to continue as a going concern. The capital of the Company is its share capital and reserves as set out in Notes 12 and 13. The Company has the authority to buy back its own shares and activity during the year is detailed in Note 12. The Company does not have any externally imposed capital requirements.

#### (i) Market price risk

The Company's investment portfolio is exposed to market price fluctuations, which are monitored by the Manager in pursuance of the investment objective as set out on page 15. Adherence to investment guidelines and to investment and borrowing powers set out in the Management Agreement mitigates the risk of excessive exposure to any particular type of security or issuer. These powers and guidelines include the requirement to invest in a number of companies across a range of industrial and service sectors at varying stages of development, to closely monitor the progress of the investee companies and to appoint a non-executive director to the board of each company. Further information on the investment portfolio (including sector analysis, concentration and deal type analysis) is set out in the Analysis of Unlisted and Quoted Portfolio, the Investment Manager's Review, the Summary of Investment Changes, the Investment Portfolio Summary and the Largest Investments by Valuation.

#### (ii) Interest rate risk

Some of the Company's financial assets are interest bearing, some of which are at fixed rates and some at variable. As a result, the Company is subject to exposure to fair value interest rate risk due to fluctuations in the prevailing levels of market interest rates on variable rate deposits.

The interest rate risk profile of financial assets at the balance sheet date was as follows:

At 28 February 2026	Fixed interest £'000	Floating rate £'000	Non-interest bearing £'000
<b>Sterling</b>			
Main Market, AIM, AQSE	-	-	706
Investment trusts	-	-	4,876
OEICs	-	2,014	-
Unlisted	6,349	-	37,591
Cash and cash equivalents	-	16,569	-
	<b>6,349</b>	<b>18,583</b>	<b>43,173</b>

## 16. Financial instruments (continued)

### (ii) Interest rate risk (continued)

At 28 February 2026	Fixed interest £'000	Floating rate Restated* £'000	Non-interest bearing £'000
<b>Sterling</b>			
Main Market, AIM, AQSE	-	-	548
Investment trusts	-	-	4,797
OEICs	-	2,012	-
Unlisted	7,651	-	35,509
Cash and cash equivalents	-	15,033	-
	<b>7,651</b>	<b>17,045</b>	<b>40,854</b>

\*Further details of the restatement can be found in Note 18 on page 93.

The unlisted fixed interest assets have a weighted average life of 0.97 years (2025: 0.79 years) and a weighted average interest rate of 9.95% (2025: 9.98%).

The non-interest bearing assets represent the equity element of the portfolio.

The floating rate investments comprise cash held on interest bearing deposit accounts, MMFs and OEICs. These assets are earning interest at the prevailing money market rates. The benchmark rate which determines the rate of interest receivable on cash is the bank base rate, which was 3.75% at 28 February 2026 (2025: 4.50%), whilst MMFs and OEICs benchmark is determined by Sterling Overnight Index Average (SONIA). A 1.00% increase or decrease in the base rate would mean an increase or decrease of interest received in the year of £185,830 (2025: £170,450). The impact of a change of 1.00% has been selected as this is considered reasonable given the current level of the Bank of England base rates and market expectations for future movement.

### Maturity profile

The maturity profile of the Company's fixed interest financial assets at the balance sheet date was as follows:

At 28 February 2026	Within 1 year £'000	Within 1-2 years £'000	Within 2-3 years £'000	Within 3-4 years £'000	Within 4-5 years £'000	Total £'000
Unlisted	4,144	57	1,083	523	542	6,349
	<b>4,144</b>	<b>57</b>	<b>1,083</b>	<b>523</b>	<b>542</b>	<b>6,349</b>

At 28 February 2025	Within 1 year £'000	Within 1-2 years £'000	Within 2-3 years £'000	Within 3-4 years £'000	Within 4-5 years £'000	Total £'000
Unlisted	5,717	386	967	523	58	7,651
	<b>5,717</b>	<b>386</b>	<b>967</b>	<b>523</b>	<b>58</b>	<b>7,651</b>

## 16. Financial instruments (continued)

### (iii) Liquidity risk

Due to their nature, unlisted investments may not be readily realisable, and therefore, a portfolio of listed assets, MMFs, OEICs, and cash is held to offset this liquidity risk. Note 1(f) details the three-tier hierarchy of inputs used as at 28 February 2026 in valuing the Company's investments carried at fair value.

Cash balances are divested amongst four reputable banks with high quality external credit ratings to maximise interest yields on undeployed funds.

### (iv) Credit risk

This is the risk that a counterparty to a financial instrument will fail to discharge an obligation or commitment that it has entered into with the Company.

The Company's financial assets exposed to credit risk amounted to the following:

	28 February 2026 £'000	28 February 2025 Restated* £'000
Investments in unlisted debt securities	6,349	7,651
Cash and cash equivalents	16,569	15,033
	<b>22,918</b>	<b>22,684</b>

\*Further details of the restatement can be found in Note 18 on page 93.

All assets which are traded on a recognised exchange, including AIM quoted securities and investment trusts, are held by JPMorganChase, the Company's Custodian, along with OEICs and certain MMF investments. Some MMF investments are made directly. Cash balances are held by Barclays, Coutts, JPMorganChase, and Virgin Money. Should the credit quality or the financial position of any of these institutions deteriorate significantly, the Manager will move these assets to another financial institution.

The Manager evaluates credit risk on unlisted debt securities and financial commitments and guarantees prior to investment, and as part of the ongoing monitoring of investments. In doing this, it takes into account the extent and quality of any security held. Typically, unlisted debt securities have a fixed charge over the assets of the investee company in order to mitigate the gross credit risk. The Manager receives management accounts from investee companies, and members of the investment management team sit on the boards of investee companies; this enables the close identification, monitoring and management of investment specific credit risk.

The Company has indirect exposure to credit risks from the underlying securities held by the MMFs and OEICs. These instruments are held purely for liquidity purposes and the Manager ensures that credit risk is mitigated through diversifying the portfolio to minimise the risk of default of any one issuer.

There were no significant concentrations of credit risk to counterparties at 28 February 2026 or 28 February 2025.

## 16. Financial instruments (continued)

### (v) Price risk sensitivity

#### Valuation Sensitivity Disclosure

Unlisted investments are valued at fair value in accordance with the IPEV Guidelines as follows:

	28 February 2026 £'000	28 February 2025 £'000
Revenue multiple	25,087	26,427
Offers based on revenues	6,366	2,200
Earnings multiple	6,049	7,034
Price of Recent Investment (PORI)	6,100	5,241
Other	338	330
Discounted cash flow	-	1,928
	43,940	43,160

The Board reviews the valuations of each investee company throughout the year, reviewing progress against the set commercial objectives, assessing if there are any significant events or milestones that would indicate the value of the investment has changed.

The background of the investment transaction is also considered when the initial price of investment may not be an appropriate measure of fair value. For example, the contractual return of each security held should be a true reflection of fair value if supported by measurable revenue growth.

#### Fair value investments had the following movements between valuation methodologies:

Change in valuation methodology (2025 to 2026)	Valuation at 28 February 2026 £'000
Cost/PORI to revenue multiple	1,474
Revenue multiple to cost/PORI	2,126
Cost/PORI to discounted offer price	4,802
Cost/PORI to net assets	None
Discounted offer price to PORI	1,082

The valuation will be the most appropriate valuation methodology for an investment within its sector, with regard to the financial health of the investee and the IPEV Guidelines.

FRS 102 and SORP require the Company to disclose the inputs to the valuation methods applied to its investments.

Under FRS 102 S.2A the fair value hierarchy definitions are as follows:

Unlisted equity, preference shares and loan stock are all valued according to Level 3 methods.

**See Note 8 on pages 81 and 82 for analysis of investments held at fair value through profit and loss.**

## 16. Financial instruments (continued)

### (v) Price risk sensitivity (continued)

The Directors are required to consider the impact of changing one or more of the inputs as part of the valuation process to reasonable alternative assumptions.

54.8% of the combined portfolio of investments is equity based on recent investment price, discounted offer price, other net assets or on a multiple of revenue or earnings basis which have contractual rights attached. As these investment valuations are not particularly sensitive to changes in assumptions, they are excluded from the sensitivity analysis.

An additional 14.5% of the portfolio is loan stock which typically has a fixed or floating charge on the assets of the portfolio investee company and has, therefore also not been sensitised.

For the remainder of the portfolio the Board has considered reasonably possible alternative input assumptions when valuing each investee. In all cases a level of marketability discount has been considered.

The Board has reviewed the Manager's adjusted inputs for a number of the largest portfolio companies (by value) which covers 23.6% of the portfolio, as shown in the table below.

This has resulted in a total coverage of 92.9% of all the combined portfolio of investments.

The main inputs considered for each type of valuation are as follows:

Sector	Input	Base case*	Change to input	Change in fair value of investments	
				£000	£000
Software (Learning & Development/ Recruitment)	Revenue Multiple	3.5	+/-0.4	302	-120
Software (Learning & Development)	Revenue Multiple	5	+/-0.5	173	-173
Advertising and Technology	Revenue Multiple	8	+/-0.8	75	-75
Software (Biomedical)	Revenue Multiple	8.6	+/-0.8	60	-60
Marketing & Advertising technology	Revenue Multiple	2.55	+/-0.3	19	0
Aerospace & Defence (Industrials & Engineering)	Revenue Multiple	5	+/-0.5	285	-98
Business Services	Revenue Multiple	2	+/-0.2	66	-66
Automotive Software Technology	Earnings Multiple	15	+/-1.5	127	-130
Industrials & Engineering	Earnings Multiple	4	+/-0.4	110	-200
<b>Total</b>				<b>1,217</b>	<b>-922</b>

\* As detailed in the accounting policies on page 77, the base case is derived from sector analysis and/or market comparables, discounted where appropriate for marketability in accordance with IPEV guidelines.

Total unlisted investments per Note 8 are valued at £43,940,000 split equity £37,591,000 and loan notes £6,349,000.

The impact of these changes could result in an overall increase in the valuation of the combined unquoted equity investments by £1,217,000 (2.8%) or a decrease in the valuation of equity investments by £922,000 (2.1%).

In terms of NAV, the increase in equity valuation would increase the NAV at 28 February 2026 by 0.65p per share (1.79%) or decrease the NAV by 0.54p per share (1.35%) based on the shares in issue at 28 February 2026.

## 17. Related Party Transactions

The Company has employed Maven throughout the period as Investment Manager. The Company has been charged £1,347,367 by Maven as a management fee in the year to 28 February 2026 (2025: £1,266,424). The management fee is payable quarterly and is based on 2.0% of net assets at quarterly intervals.

The Company has employed Maven throughout the period as Company Secretary. The Company has been charged £108,583 by Maven as a secretarial fee in the year to 28 February 2026 (2025: £105,000). The secretarial fee is payable quarterly, based on the previous years fee and reflecting an uplift for RPI, capped at 5%.

Independent of these arrangements, Maven may also receive, from investee companies, fees in relation to arranging transactions, monitoring of business progress and for providing non-executive directors for their boards. During the year under review, Maven received arrangement fees of £115,965 (2025: £127,864) and Monitoring and Directors' fees of £487,827 (2025: £536,940) attributable to the investments of the Company.

The Company had a holding in DiffusionData Limited, in which John Pocock is executive chairman. During the year under review, the Company increased its holding by nil equity shares by investing a further £nil (2025: £nil). The decision to invest is the responsibility of the Manager. The holding was disposed of post year end.

## 18. Prior Year Restatement

The Summary of Investment Changes, the Balance Sheet, the Cash Flow Statement and note 8 and 16 for the year ended 28 February 2025 have been restated to classify investments in AAA-rated money market funds as a cash and cash equivalent. This restatement was made due to the fact that AAA-rated money market funds meet the definitions of cash equivalents rather than financial assets measured at fair value through profit or loss in accordance with FRS 102. In Note 2, 'UK franked investment income' for 2025 has been decreased by £269,000, with income from MMFs now shown separately.

Consequently, within the Summary of Investment Changes for the year ended 28 February 2025 and the Balance Sheet for the year ended 28 February 2025, cash at bank and in hand of £9,533,000 and investments in AAA-rated money market funds of £5,500,000, which had previously been separately presented are now shown in aggregate as cash and cash equivalents in the amount of £15,033,000.

In the Cash Flow Statement for the year ended 28 February 2025, the opening and closing balances of cash and equivalents now include investments in AAA-rated money market funds as well as cash and bank and in hand, and purchases and sales of investments in AAA-rated money market funds have been excluded as they do not meet the definition of a long-term asset. As a result, "Net cash inflow from investing activities" and "Net increase in cash and cash equivalents" have been decreased by £1,000,000, being the movement in AAA-rated money market funds during the prior period.

In Note 8, investments valuation and cost have been decreased by £5,500,000 at 28 February 2025, with AAA-rated money market funds no longer shown as an investment and recognised as cash and cash equivalents. In turn, AAA-rated money market funds were also removed from level 2 investments at the year ended 28 February 2025, with "Total level 2 investments" and "total" portfolio valuation decreased by £5,500,000.

In the interest rate risk table in Note 16 for 2024, cash of £9,533,000 and investments in AAA-rated money market funds of £5,500,000, which had previously been separately presented are now shown in aggregate as cash and cash equivalents in the amount of £15,033,000. Also in Note 16, the Credit risk table for the year ended 28 February 2025 increased by £5,500,000, as AAA-rated money market funds were previously recognised in investment.

## 19. Post Balance Sheet Events

The Directors have announced a third interim dividend of 0.60p per Ordinary Share, in respect of the year ended 28 February 2026. The third interim dividend will be paid on 26 June 2026 to Shareholders on the register at 29 May 2026.

# NOTICE OF ANNUAL GENERAL MEETING

**Notice is hereby given that the Annual General Meeting (the Meeting) of Maven Income and Growth VCT PLC (the Company; Registered in England and Wales with registered number 03908220) will be held at 12.00 noon on Thursday 9 July 2026 at the offices of Maven Capital Partners UK LLP, 6th Floor, Saddlers House, 44 Gutter Lane, London EC2V 6BR, for the purposes of considering and, if thought fit, passing the following Resolutions:**

## Ordinary Resolutions

1. To receive the Directors' Report and audited Financial Statements for the year ended 28 February 2026.
2. To approve the Directors' Remuneration Report for the year ended 28 February 2026.
3. To approve the Directors' Remuneration Policy for the three-year period ending 28 February 2029.
4. To re-elect John Pocock as a Director.
5. To re-elect Alison Fielding as a Director.
6. To re-elect Andrew Harrington as a Director.
7. To re-appoint Johnston Carmichael LLP as Auditor.
8. To authorise the Directors to fix the remuneration of the Auditor.
9. That the Directors be and are hereby generally and unconditionally authorised under Section 551 of the Companies Act 2006 (the Act) to exercise all the powers of the Company to allot Ordinary Shares, or grant rights to subscribe for or convert any security into Ordinary Shares, up to an aggregate nominal amount of £2,072,376 (equivalent to 20,723,760 Ordinary Shares or 10% of the total issued share capital as at 29 May 2026) provided that this authority shall expire at the conclusion of the next AGM of the Company or on the expiry of 15 months from the passing of this Resolution, whichever is the first to occur, and so that the Company may before such expiry, make an offer or agreement that would or might require relevant securities to be allotted after such expiry and the Directors may allot relevant securities in pursuance of such offer or agreements as if the authority conferred had not expired.

## Special Resolutions

10. That, subject to the passing of Resolution 9, the Directors be and hereby are empowered, under Section 571 of the Act, to allot equity securities (as defined in Section 560 of the Act) under the authority conferred by Resolution 9 for cash as if Section 561(1) of the Act did not apply to the allotment, provided that this power shall be limited to the allotment:
- a) of equity securities in connection with an offer of such securities by way of a rights issue only to holders of Ordinary Shares in proportion (as nearly as practicable) to their respective holdings of such Ordinary Shares, but subject to such exclusions or other arrangements as the Directors may deem necessary or expedient in relation to fractional entitlements or any legal or practical problems under the laws of any territory, or the requirements of any regulatory body or stock exchange;
  - b) (other than under paragraph (a) above) of equity securities up to an aggregate nominal amount not exceeding £2,072,376 (equivalent to 20,723,760 Ordinary Shares or 10% of the total issued share capital as at 29 May 2026); and
  - c) shall expire at the conclusion of the next AGM of the Company or on the expiry of 15 months from the passing of this Resolution, whichever is the first to occur, save that the Company may, before such expiry, make an offer or agreement that would or might require equity securities to be allotted after such expiry and the Directors may allot equity securities in pursuance of such offer or agreement as if the power conferred hereby had not expired.
11. That the Company be and hereby is generally and, subject as hereinafter appears, unconditionally authorised in accordance with Section 701 of the Act to make market purchases (within the meaning of Section 693(4) of the Act) of Ordinary Shares, provided always that:
- a) the maximum number of Ordinary Shares hereby authorised to be purchased is 31,064,918 (being 14.99% of the total issued share capital as at 29 May 2026);
  - b) the minimum price, exclusive of expenses, that may be paid for an Ordinary Share shall be 10p per share;
  - c) the maximum price, exclusive of expenses, that may be paid for an Ordinary Share shall be not more than an amount equal to the higher of:
    - (i) 105% of the average of the closing middle market price for the Ordinary Shares as derived from the London Stock Exchange's Daily Official List for the five business days immediately preceding the date on which the Ordinary Shares are purchased; and
    - (ii) the price stipulated by Article 5(1) of Commission Regulation (EC) No. 273/2003 (the Buy-back and Stabilisation Regulation); and
  - d) unless previously renewed, varied or revoked, the authority hereby conferred shall expire at the conclusion of the next AGM of the Company or, if earlier, on the expiry of 15 months from the passing of this Resolution, save that the Company may before such expiry enter into a contract to purchase Ordinary Shares that will or may be completed wholly or partly after such expiry.
12. That a general meeting, other than an annual general meeting, may be called on not less than 14 days' clear notice.

**By order of the Board**  
**Maven Capital Partners UK LLP**  
**Secretary**  
**6th Floor**  
**Saddlers House**  
**44 Gutter Lane**  
**London EC2V 6BR**  
**2 June 2026**

## NOTES:

### Entitlement to attend and vote

- 1) To be entitled to attend and vote at the Meeting (and for the purposes of the determination by the Company of the votes that may be cast in accordance with Regulation 41 of the Uncertified Securities Regulations 2001), only those members registered in the Company's register of members at close of business on 7 July 2026 (or, if the Meeting is adjourned, close of business on the date which is two business days before the adjourned Meeting) shall be entitled to attend and vote at the Meeting. Changes to the register of members of the Company after the relevant deadline shall be disregarded in determining the rights of any person to attend and vote at the Meeting.

### Website giving information regarding the Meeting

- 2) Information regarding the Meeting, including the information required by Section 311A of the Act, is available from: [mavencp.com/migvct](http://mavencp.com/migvct).

### Attending in person

- 3) It would be normal practice for those wishing to attend the Meeting in person to bring some form of identification.

### Appointment of proxies

- 4) If you are a member of the Company at the time set out in note 1 above, you are entitled to appoint a proxy to exercise all or any of your rights to attend, speak and vote at the Meeting and you should have received a Proxy Form with this Notice of Annual General Meeting. You can appoint a proxy only using the procedures set out in these notes and the notes to the Proxy Form.
- 5) If you are not a member of the Company but you have been nominated by a member of the Company to enjoy information rights, you do not have a right to appoint any proxies under the procedures set out in this "Appointment of proxies" section. Please read the section "Nominated persons" below.
- 6) A proxy does not need to be a member of the Company but must attend the Meeting to represent you. Details of how to appoint the Chairman of the Meeting or another person as your proxy using the Proxy Form are set out in the notes to the Proxy Form. If you wish your proxy to speak on your behalf at the Meeting, you will need to appoint your own choice of proxy (not the Chairman) and give your instructions directly to them.
- 7) You may appoint more than one proxy provided each proxy is appointed to exercise rights attached to different shares. You may not appoint more than one proxy to exercise rights attached to any one share. To appoint more than one proxy, please copy the Proxy Form, indicate on each form how many shares it relates to, and submit them together.
- 8) A vote withheld is not a vote in law, which means that the vote will not be counted in the calculation of votes for or against a Resolution. If no voting indication is given, your proxy will vote or abstain from voting at their discretion. Your proxy will vote (or abstain from voting) as they think fit in relation to any other matter that is put before the Meeting.

### Appointment of proxy using hard copy Proxy Form

- 9) A Proxy Form is enclosed with this document. The notes to the Proxy Form explain how to direct your proxy to vote or withhold their vote on each Resolution. To appoint a proxy using the Proxy Form, the form must be completed, signed and sent or delivered to the Company's Registrar, **The City Partnership (UK) Limited, The Mending Rooms, Park Valley Mills, Meltham Road, Huddersfield HD4 7BH** so as to be received by City Partnership no later than 12.00 noon on 7 July 2026 or by close of business on a date two business days prior to that appointed for any adjourned Meeting or, in the case of a poll taken subsequent to the date of the Meeting or adjourned Meeting, so as to be received no later than 24 hours before the time appointed for taking the poll. In the case of a member that is a company, the Proxy Form must be executed under its common seal or signed on its behalf by an officer of the company or an attorney for the company. Any power of attorney or any other authority under which the Proxy Form is signed (or a duly certified copy of such power or authority) must be included with the Proxy Form. For the purposes of determining the time for delivery of proxies, no account has been taken of any part of a day that is not a working day.

### **Appointment of a proxy online**

- 10) You may submit your proxy electronically using the Maven Proxy Voting App at: <https://maven-agm.city-proxyvoting.uk>. Shareholders can use this service to vote or appoint a proxy online. The same voting deadline of 48 hours (excluding non-working days) before the time of the meeting applies as if you were using your Proxy Form to vote or appoint a proxy by post to vote for you. Shareholders will need to use their City Investor Number (CIN) and Access Code, which are shown on your Proxy Form. You should not show this information to anyone unless they wish to give proxy instructions on their behalf.

### **Appointment of proxies through CREST**

- 11) CREST members who wish to appoint a proxy or proxies by utilising the CREST electronic proxy appointment service may do so for the Meeting and any adjournment(s) of it by using the procedures described in the CREST Manual (available from: [euroclear.com/en.html](http://euroclear.com/en.html)). CREST Personal Members or other CREST sponsored members, and those CREST members who have appointed a voting service provider(s), should refer to their CREST sponsor or voting service provider(s), who will be able to take the appropriate action on their behalf. In order for a proxy appointment made by means of CREST to be valid, the appropriate CREST message (a CREST Proxy Instruction) must be properly authenticated in accordance with Euroclear UK & Ireland Limited's (EUI) specifications and must contain the information required for such instructions, as described in the CREST Manual. The message must be transmitted so as to be received by the issuer's agent (City Partnership ID: 8RA57) by 12.00 noon on 7 July 2026. For this purpose, the time of receipt will be taken to be the time (as determined by the timestamp applied to the message by the CREST Applications Host) from which the issuer's agent is able to retrieve the message by enquiry to CREST in the manner prescribed by CREST.

CREST members and, where applicable, their CREST sponsors or voting service providers should note that EUI does not make available special procedures in CREST for any particular messages. Normal system timings and limitations will, therefore, apply in relation to the input of CREST Proxy Instructions. It is the responsibility of the CREST member concerned to take (or, if the CREST member is a CREST personal member or sponsored member or has appointed a voting service provider(s), to procure that his CREST sponsor or voting service provider(s) take(s)) such action as shall be necessary to ensure that a message is transmitted by means of the CREST system by any particular time.

In this connection, CREST members and, where applicable, their CREST sponsors or voting service providers are referred, in particular, to those sections of the CREST Manual concerning practical limitations of the CREST system and timings. The Company may treat as invalid a CREST Proxy Instruction in the circumstances set out in Regulation 35(5)(a) of the Uncertificated Securities Regulations 2001.

### **Appointment of proxy by joint members**

- 12) In the case of joint holders, where more than one of the joint holders purports to appoint a proxy, only the appointment submitted by the most senior holder will be accepted. Seniority is determined by the order in which the names of the joint holders appear in the Company's register of members in respect of the joint holding, the first-named being the most senior.

### **Changing proxy instructions**

- 13) To change your proxy instructions, simply submit a new proxy appointment using the methods set out above. Note that the cut-off times for receipt of proxy appointments (see above) also apply in relation to amended instructions; any amended proxy appointment received after the relevant cut-off time will be disregarded. Where you have appointed a proxy using the hard copy Proxy Form and would like to change the instructions using another hard copy Proxy Form, please contact City Partnership at the address shown in note 9. If you submit more than one valid proxy appointment, the appointment received last before the latest time for the receipt of proxies will take precedence.

### **Termination of proxy appointments**

- 14) In order to revoke a proxy instruction you will need to inform the Company by sending a signed hard copy notice clearly stating your intention to revoke your proxy appointment to City Partnership, at the address shown in note 9. In the case of a member that is a company, the revocation notice must be executed under its common seal or signed on its behalf by an officer of the company or an attorney for the company. Any power of attorney or any other authority under which the revocation notice is signed, or a duly certified copy of such power or authority, must be included with the revocation notice. The revocation notice must be received by City Partnership no later than 48 hours before the Meeting. If you attempt to revoke your proxy appointment but the revocation is received after the time specified then, subject to the paragraph directly below, your proxy appointment will remain valid. Appointment of a proxy does not preclude you from attending the Meeting and voting in person. If you have appointed a proxy and attend the Meeting in person, your proxy appointment will be terminated automatically.

**Corporate representatives**

15) A corporation that is a member can appoint one or more corporate representatives who may exercise, on its behalf, all its powers as a member provided that no more than one corporate representative exercises powers over the same share.

**Issued shares and total voting rights**

16) As at 29 May 2026, being the latest practicable date prior to the publication of the Annual Report, the Company's issued share capital comprised 207,237,616 Ordinary Shares of 10p each. Each Ordinary Share carries the right to one vote at a General Meeting of the Company and, therefore, the total number of voting rights in the Company on 29 May 2026 was 207,237,616. The website referred to in note 2 will include information on the number of shares and voting rights.

**Questions at the Meeting**

17) Under Section 319A of the Act, the Company must answer any question you ask relating to the business being dealt with at the Meeting unless:

- answering the question would interfere unduly with the preparation for the Meeting or involve the disclosure of confidential information;
- the answer has already been given on a website in the form of an answer to a question; or
- it is undesirable in the interests of the Company or the good order of the Meeting that the question be answered.

**Website publication of audit concerns**

18) Pursuant to Chapter 5 of Part 16 of the Act (Sections 527 to 531), where requested by a member or members meeting the qualification criteria set out at note 19 below, the Company must publish on its website, a statement setting out any matter that such members propose to raise at the Meeting relating to the audit of the Company's accounts (including the Independent Auditor's Report and the conduct of the audit) that are to be laid before the Meeting. The request:

- may be in hard copy form or in electronic form (see note 20 below);
- must either set out the statement in full or, if supporting a statement sent by another member, clearly identify the statement that is being supported;
- must be authenticated by the person or persons making it (see note 20 below); and
- must be received by the Company at least one week before the Meeting.

Where the Company is required to publish such a statement on its website:

- it may not require the members making the request to pay any expenses incurred by the Company in complying with the request;
- it must forward the statement to the Company's Auditor no later than the time the statement is made available on the Company's website; and
- the statement may be dealt with as part of the business of the Meeting.

**Members' qualification criteria**

19) In order to be able to exercise the members' rights under note 18, the relevant request must be made by a member or members having a right to vote at the Meeting and holding at least 5% of total voting rights of the Company, or at least 100 members having a right to vote at the Meeting and holding, on average, at least £100 of paid up share capital. For information on voting rights, including the total number of voting rights, see note 16 above and the website referred to in note 2.

**Submission of hard copy and electronic requests and authentication requirements**

20) Where a member or members wishes to request the Company to publish audit concerns (see note 18) such request must be made in accordance with one of the following ways:

- a hard copy request that is signed by you, states your full name and address and is sent to **The Secretary, Maven Income and Growth VCT PLC, Kintyre House, 205 West George Street, Glasgow G2 2LW**; or a request that states your full name, address, and investor code, and is sent to **enquiries@mavencp.com** stating "AGM" in the subject field.

**Nominated persons**

- 21) If you are a person who has been nominated under Section 146 of the Act to enjoy information rights (Nominated Person):
- you may have a right under an agreement between you and the member of the Company who has nominated you to have information rights (Relevant Member) to be appointed or to have someone else appointed as a proxy for the Meeting;
  - if you either do not have such a right or if you have such a right but do not wish to exercise it, you may have a right under an agreement between you and the Relevant Member to give instructions to the Relevant Member as to the exercise of voting rights; and
  - your main point of contact in terms of your investment in the Company remains the Relevant Member (or, perhaps, your custodian or broker) and you should continue to contact them (and not the Company) regarding any changes or queries relating to your personal details and your interest in the Company (including any administrative matters). The only exception to this is where the Company expressly requests a response from you.

**Documents on display**

- 22) Copies of the letters of appointment of the Directors of the Company and a copy of the Articles of the Company will be available for inspection at the registered office of the Company and at **Kintyre House, 205 West George Street, Glasgow G2 2LW** from the date of this notice until the end of the Meeting.

**Communication**

- 23) Except as provided above, members who have general queries about the Meeting should use the following means of communication (no other methods of communication will be accepted):
- calling Maven Capital Partners UK LLP (the Secretary) on 0141 306 7400; or
  - e-mailing **enquiries@mavencp.com** and stating "AGM" in the subject field.

**Registered in England and Wales: Company Number 03908220**

# EXPLANATORY NOTES TO THE NOTICE OF ANNUAL GENERAL MEETING

**An explanation of the Resolutions to be proposed at the AGM is set out below. Resolutions 1 to 9 will be proposed as Ordinary Resolutions requiring the approval of more than 50% of the votes cast and Resolutions 10 to 12 will be proposed as Special Resolutions requiring the approval of 75% or more of the votes cast.**

## **Resolution 1 – Directors’ Report and Financial Statements**

The Directors seek approval to receive the Directors’ Report and audited Financial Statements for the year ended 28 February 2026, which are included within the Annual Report.

## **Resolution 2 – Directors’ Remuneration Report**

The Directors seek the approval of the Directors’ Remuneration Report for the year ended 28 February 2026, which is also included within the Annual Report.

## **Resolution 3 - Directors’ Remuneration Policy**

The Directors seek the approval of the Directors’ Remuneration Policy for the three year period to 28 February 2029, which is also included within the Annual Report.

## **Resolution 4 – Re-election of a Director**

As the Board has resolved that each Director should stand for re-election on an annual basis, John Pocock will retire at the AGM and, being eligible, is offering himself for re-election.

## **Resolution 5 – Re-election of a Director**

As the Board has resolved that each Director should stand for re-election on an annual basis, Alison Fielding will retire at the AGM and, being eligible, is offering herself for re-election.

## **Resolution 6 – Re-election of a Director**

As the Board has resolved that each Director should stand for re-election on an annual basis, Andrew Harrington will retire at the AGM and, being eligible, is offering himself for re-election.

### **Resolution 7 – Re-appointment of Auditor**

The Company must appoint an auditor at each general meeting at which accounts are presented to Shareholders, to hold office until the conclusion of the next such meeting. Resolution 7 seeks Shareholder approval to re-appoint Johnston Carmichael LLP as the Company's Auditor.

### **Resolution 8 – Remuneration of Auditor**

In accordance with normal practice, Resolution 8 seeks authority for the Directors to determine the Auditor's remuneration.

### **Resolution 9 – Authority to Allot Shares**

The Directors are seeking authority pursuant to Section 551 of the Act for the Company to allot Ordinary Shares, or rights to subscribe for Ordinary Shares, up to an aggregate nominal value of £2,072,376. This amounts to 20,723,760 Ordinary Shares, representing approximately 10% of the issued share capital as at 29 May 2026 (this being the latest practicable date prior to the publication of this Annual Report).

The authority conferred by Resolution 9 will expire at the conclusion of the next AGM of the Company or on the expiry of 15 months from the passing of the Resolution, whichever is the first to occur.

### **Resolution 10 – Waiver of Statutory Pre-emption Rights**

Resolution 10, if passed, would allow the Board to allot new Shares, up to 10% of the current share capital, without implementing pre-emption rights. This authority will expire at the conclusion of the next AGM of the Company or, if earlier, on the expiry of 15 months from the passing of the Resolution.

The Board may use the authorities conferred under Resolutions 9 and 10 to allot further Ordinary Shares, or rights to subscribe for them.

### **Resolution 11 – Purchase of Own Shares**

Shareholders will be asked to authorise the Company to make market purchases of up to 31,064,918 Ordinary Shares (representing approximately 14.99% of the issued share capital as at 29 May 2026, this being the latest practicable date prior to the publication of this Annual Report). The Resolution sets out the minimum and maximum prices that can be paid, exclusive of expenses, and Ordinary Shares bought back may be cancelled or held in treasury, as determined by the Board. Once held in treasury, such Ordinary Shares may be sold for cash or cancelled. The Board may use this authority to allow the Company to continue to operate its share buy-back policy. The authority conferred by Resolution 11 will expire at the conclusion of the next AGM of the Company or on the expiry of 15 months from the passing of the Resolution, whichever is the first to occur.

### **Resolution 12 – Notice of General Meetings**

The Directors propose to preserve the Company's ability to call general meetings (other than annual general meetings) on 14 clear days' notice, as approved by Shareholders at the previous AGM. Resolution 12 seeks such approval and would be effective until the Company's next AGM, when it would be intended that a similar Resolution be proposed. It is anticipated that, if approved, such authority will only be used in exceptional circumstances. The Company will also need to meet the requirements for electronic voting before it can call a general meeting on 14 days' notice.

# GLOSSARY

## Alternative Performance Measures (APMs)

Measures of performance that are in addition to the earnings reported in the Financial Statements. The APMs used by the Company are marked \* in this Glossary. The table in the Financial Highlights section on page 5 shows the movement in net asset value and NAV total return per Ordinary Share over the past three financial years and shows the dividends declared in respect of each of the past three financial years, and on a cumulative basis since inception.

## Annual yield\*

The total dividends paid for the financial year expressed as a percentage of the NAV per Ordinary Share at the immediately preceding year end.

Annual yield calculation	28 February 2026	28 February 2025
Dividends paid or proposed per Ordinary Share for the year (a)	3.10p	2.40p
NAV from immediately preceding year end (b)	39.37p	39.45p
Annual yield = (a/b)*100	7.87%	6.08%

## Cumulative dividends paid\*

The total amount of both capital and income distributions per Ordinary Share paid since the launch of the Company.

## Discount/premium to NAV\*

A discount is the percentage by which the mid-market price of an Ordinary Share is lower than the net asset value per Ordinary Share. A premium is the percentage by which the mid-market price exceeds the net asset value per Ordinary Share.

Discount calculation	28 February 2026	28 February 2025
NAV per Ordinary Share (a)	36.18p	39.37p
Closing mid-market share price (b)	34.40p	38.00p
Discount = (a-b)/a*100	4.92%	3.48%

## Distributable reserves

Comprises capital reserve (realised), revenue reserve and special distributable reserve. Within capital reserve (unrealised), there is an element of distributable reserves in relation to level 1 and level 2 investments that can readily be converted to cash and could be considered realised.

## Dividend per Ordinary Share

The total of all dividends per Ordinary Share paid by the Company in respect of the year.

## Dividends per Ordinary Share paid to date\*

The total of all dividends per Ordinary Share paid by the Company.

## Earnings per Ordinary Share (EPS)

The net income after tax of the Company divided by the weighted average number of shares in issue during the year. In a venture capital trust, this comprises revenue EPS and capital EPS.

**Ex-dividend date (XD date)**

The date set by the London Stock Exchange, normally being the date preceding the record date.

**Index or indices**

A market index calculates the average performance of its constituents, normally on a weighted basis. It provides a means of assessing the overall state of the economy and provides a comparison against which the performance of individual investments can be assessed.

**Investment income**

Income from investments as reported in the Income Statement.

**NAV per Ordinary Share**

Net assets divided by the number of Ordinary Shares in issue.

<b>NAV calculation</b>	<b>28 February 2026</b>	<b>28 February 2025</b>
NAV (a)	£68,150,000	£65,680,000
Ordinary Shares in issue (b)	188,387,456	166,841,748
NAV per Ordinary Share = (a/b)*100	36.18p	39.37p

**NAV total return per Ordinary Share\***

Net assets divided by the number of Ordinary Shares in issue, plus cumulative dividends paid per Ordinary Share to date.

	<b>28 February 2026</b>	<b>28 February 2025</b>
NAV per Ordinary Share (a)	36.18p	39.37p
Dividends paid per Ordinary Share as at the year end (b)	112.46p	108.71p
NAV total return = a+b	148.64p	148.08p

**Net assets attributable to Ordinary Shareholders or Shareholders' funds (NAV)**

Total assets less current and long-term liabilities.

**Ongoing Charges Ratio**

The total recurring annual running expenses (including management fees charged to the capital reserve) as a percentage of the average net assets attributable to Shareholders.

	<b>28 February 2026</b>	<b>28 February 2025</b>
Investment management fees	£1,347,000	£1,266,000
Other expenses	£482,000	£393,000
Total fees/expenses (a)	£1,829,000	£1,659,000
Average annual NAV (b)	£67,374,119	£64,488,669
Ongoing charges ratio = (a/b)*100	2.71%	2.57%

**Operational expenses**

The total of investment management fees and other expenses as reported in the Income Statement.

**Realised gains/losses**

The profit/loss on the sale of investments during the year.

**Record date**

The date on which an investor needs to be holding a share in order to qualify for a forthcoming dividend.

**Revenue reserves**

The total of undistributed revenue earnings from prior years. This is available for distribution to Shareholders by way of dividend payments.

**Share price total return per Ordinary Share**

The theoretical return including reinvesting each dividend in additional shares in the Company at the closing mid-market price on the day that the shares go ex-dividend.

**Unrealised gains/losses**

The profit/loss on the revaluation of the investment portfolio at the end of the year.

# YOUR NOTES

# YOUR NOTES

# CONTACT INFORMATION

## Directors

John Pocock (Chairman)  
Alison Fielding  
Andrew Harrington

## Manager, Secretary and Principal place of business

Maven Capital Partners UK LLP  
Kintyre House  
205 West George Street  
Glasgow G2 2LW  
Telephone: 0141 306 7400  
Email: [enquiries@mavencp.com](mailto:enquiries@mavencp.com)

## Registered Office

6th Floor  
Saddlers House  
44 Gutter Lane  
London EC2V 6BR

## Registered in England and Wales

Company Registration Number: 03908220  
Legal Entity Identifier: 213800VL4S7K6A2YTX94  
TIDM: MIG1  
ISIN: GB0004122858

## Webpage

[mavencp.com/migvct](http://mavencp.com/migvct)

## Registrar

The City Partnership (UK) Limited  
The Mending Rooms  
Park Valley Mills  
Meltham Road  
Huddersfield HD4 7BH  
Email: [mavencp@city.uk.com](mailto:mavencp@city.uk.com)  
Investor hub: [maven-cp.cityhub.uk.com](http://maven-cp.cityhub.uk.com)  
Telephone: 01484 240910  
(Lines are open from 9.00 am to 5.30 pm, Monday to Friday)

## Auditor

Johnston Carmichael LLP  
7-11 Melville Street  
Edinburgh EH3 7PE

## Banker

JPMorganChase Bank

## Stockbroker

Shore Capital Stockbrokers Limited  
Telephone: 020 7647 8132

## VCT Adviser

Philip Hare & Associates LLP

# MAVEN

## Maven Capital Partners

Kintyre House  
205 West George Street  
Glasgow G2 2LW

0141 306 7400

[mavencp.com](http://mavencp.com)



Maven Capital Partners UK LLP (a subsidiary of Mattioli Woods Limited)  
Authorised and regulated by the Financial Conduct Authority

